

Minimum Custody—Correctional Facilities

There were over 3,100 *minimum custody* offenders in correctional facilities at year end—this includes minimum custody centers, and community work centers (CWC). Nearly fifteen percent are classified as *minimum custody* offenders—minimum custody

WORK RELEASE
DATA -

study
base (WR)
population
minimum

Minimum Custody — is the lowest custody designation. In general, minimum custody inmates are conforming to ADC

2010 - 2016

general,

Alexander City

Opened in 1974—244 bed WR and CWC.
Highway 22 West
Alexander City, AL 35011
256-234-7533

Opened in 1964—300 bed WR and CWC.
5305 Ingram Road
Deatsville, AL 36022
334-290-3200

Atmore

Opened in 1973—254 bed CWC.
9947 Highway 21 North
Atmore, AL 36503
251-368-9115
*No longer housing inmates as of 11/2016

Hamilton

Opened in 1976—278 bed WR and CWC.
1826 Bexar Avenue East
Hamilton, AL 35570
205-921-9308

Birmingham

Opened in 1973—293 bed WR and CWC.
1216 25th Street North
Birmingham, AL 35234-3196
205-252-2994

Loxley

Opened in 1990—538 bed WR and CWC.
14880 County Road 64
Loxley, AL 36551
251-964-5044

Camden

Opened in 1976—186 bed WR and CWC.
1780 Alabama Highway 221
Camden, AL 36726
334-682-4287

Loxley Community Work Center



Childersburg

Opened in 1990—454 bed WR and CWC.
13501 Plant Road
Childersburg, AL 35044
256-378-3821

Decatur

Opened in 1981—745 bed WR and CWC.
1401 Highway 20 West
Decatur, AL 35601
256-350-0876

Elba

Opened in 1976—254 bed WR and CWC.
1 Boswell Street
Elba, AL 36323
334-897-5738

Mobile

Opened in 1978—270 bed WR and CWC.
2423 North Beltline Highway
Pritchard, AL 36610
251-452-0098

J.O. Davis

Opened in 1973—402 bed minimum facility
9677 Highway 21 North
Atmore, AL 36503
251-368-8122

Red Eagle

Opened in 1972—340 bed CWC.
1290 Red Eagle Road
Montgomery, AL 36110
334-242-2510

Work Release Program

ADOC 40% Assessment Collections

Total = \$9,749,899

End of Year Program Summary

FY 2016 Inmates Carried Forward 1,787

FY 2017 Admissions 1,867

Participants at Year End 1,309

Black Males—53.2%
 White Males—37.7%
 Other Males—0.3%

Black Females—3.9%
 White Females—5.0%
 Other Females—0.00%

Gross Salaries Earned \$24,391,724.09


Taxes and Other Deductions \$4,401,568.75

Net Inmate Salaries Earned \$19,996,983.84

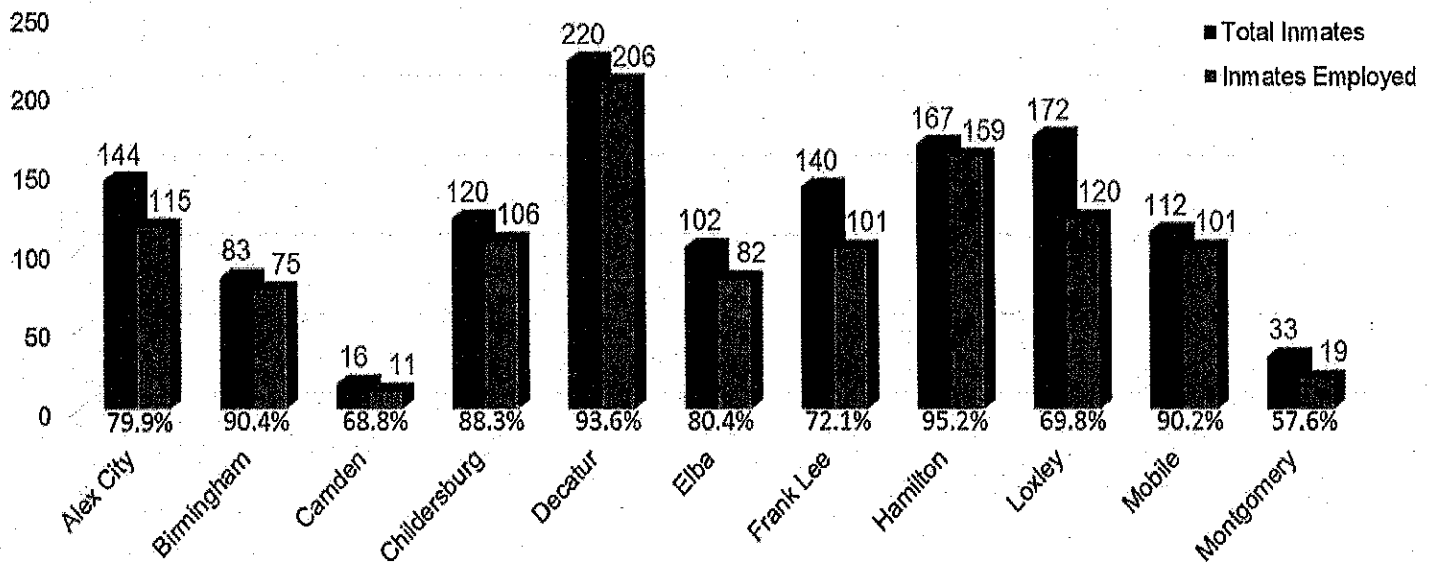
Fees and Restitution Paid \$3,345,787.27

Average Inmate Monthly Salary \$1,680.35

Percentage Employed—83.7%



Inmate Employment Status



Work Release Program

End of Year Program Summary

FY 2015 Inmates Carried Forward
1,843

FY 2016 Admissions 2,240

Participants at Year End 1,787

Black Males—53.3%

White Males—35.1%

Other Males—0.1%

Black Females—3.5%

White Females—7.8%

Other Females—0.05%

Gross Salaries Earned
\$26,258,703.47

Taxes and Other Deductions
\$4,845,576.78

Net Inmate Salaries Earned
\$21,398,094.98

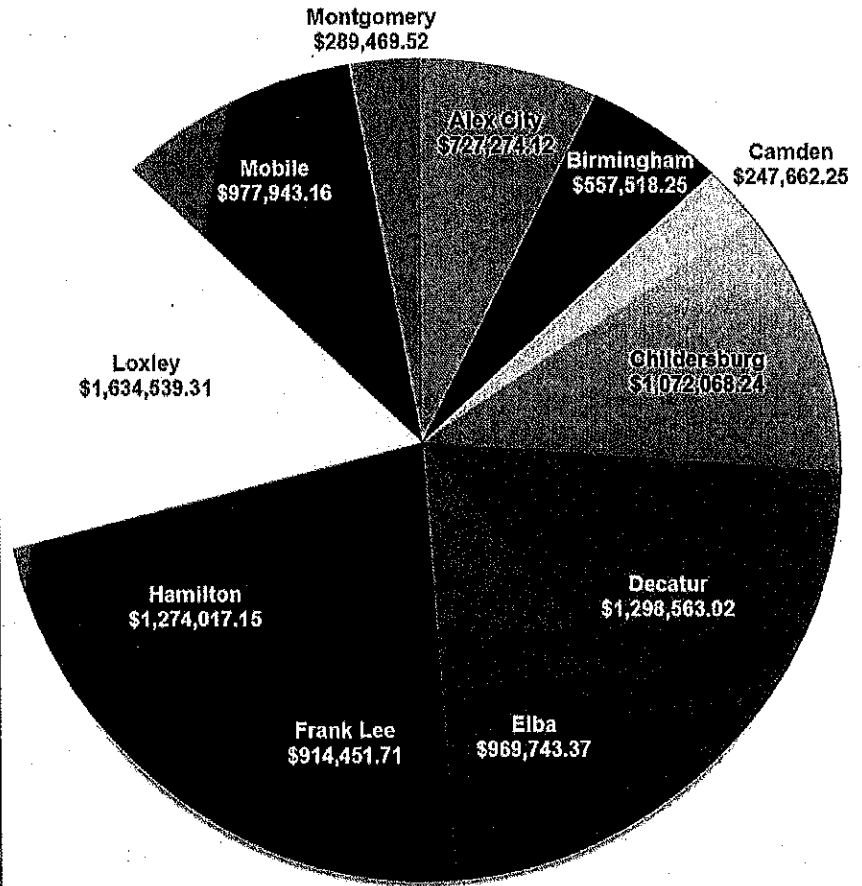
Fees and Restitution Paid
\$4,179,011.00

Average Inmate Monthly Salary
\$1,616.93

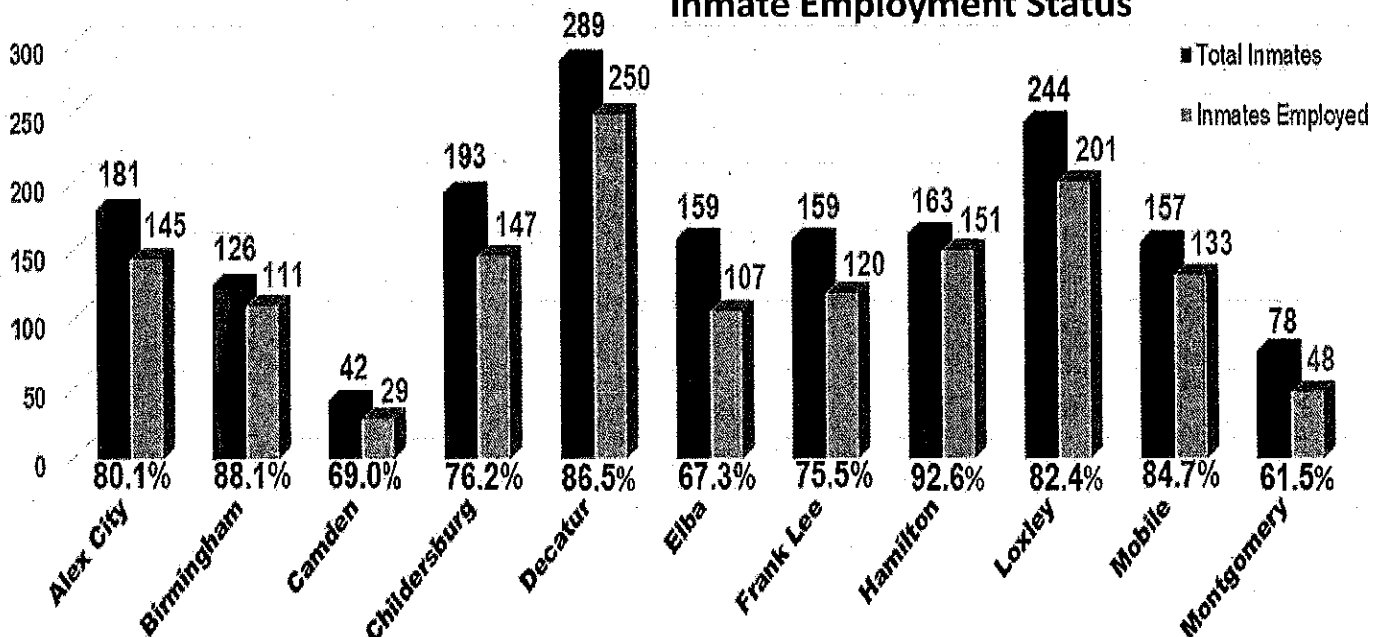
Percentage Employed—80.7%

ADOC 40% Assessment Collections

Total = \$11,173,057



Inmate Employment Status



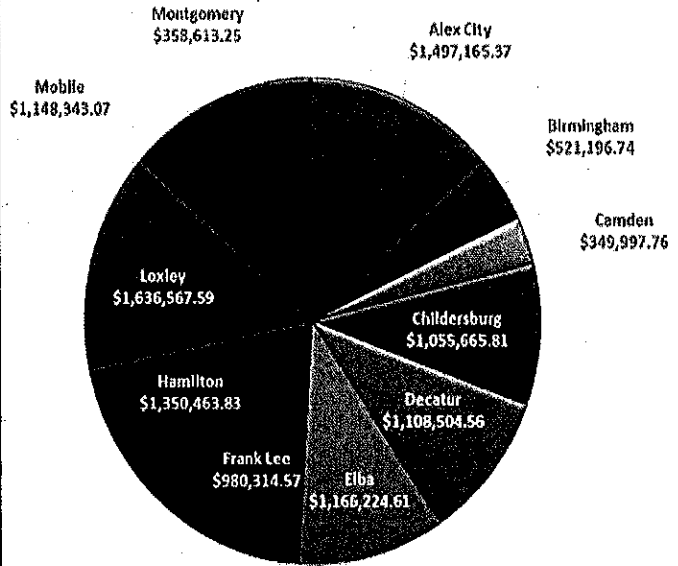
Work Release Program

End of Year Program Summary

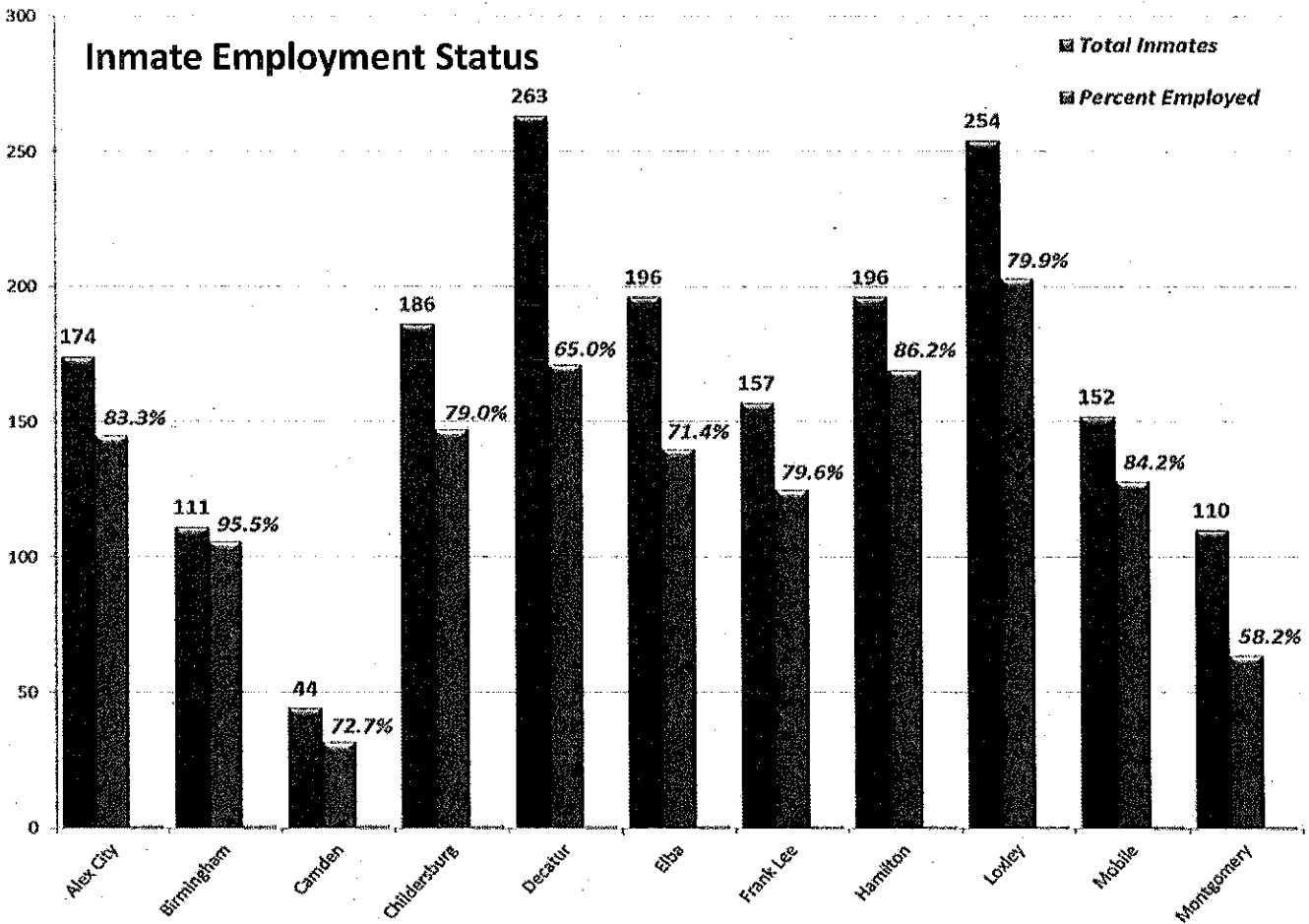
Fiscal Year 2014 Inmates Carried Forward.....	1,874
Fiscal Year 2015 Admissions.....	2,303
Program Participants at Year End.....	1,843
Black Males.....	49.8%
White Males.....	38.0%
White Females.....	8.2%
Black Females.....	3.6%
Gross Salaries Earned.....	\$27,963,500
Taxes & Other Deductions.....	\$5,156,629
Net Inmate Salaries Earned.....	\$22,806,871
Fees and Restitution Paid.....	\$4,179,011
Average Inmate Monthly Salary.....	\$1,603.32
Percentage Employed.....	77.6%

ADOC 40% Assessment Collections

Total = \$11,173,057



Inmate Employment Status



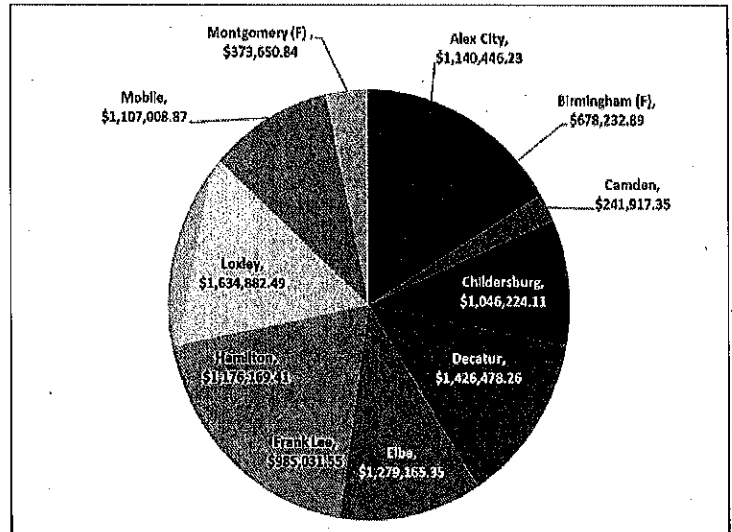
Work Release Program

End of Year Program Summary.....

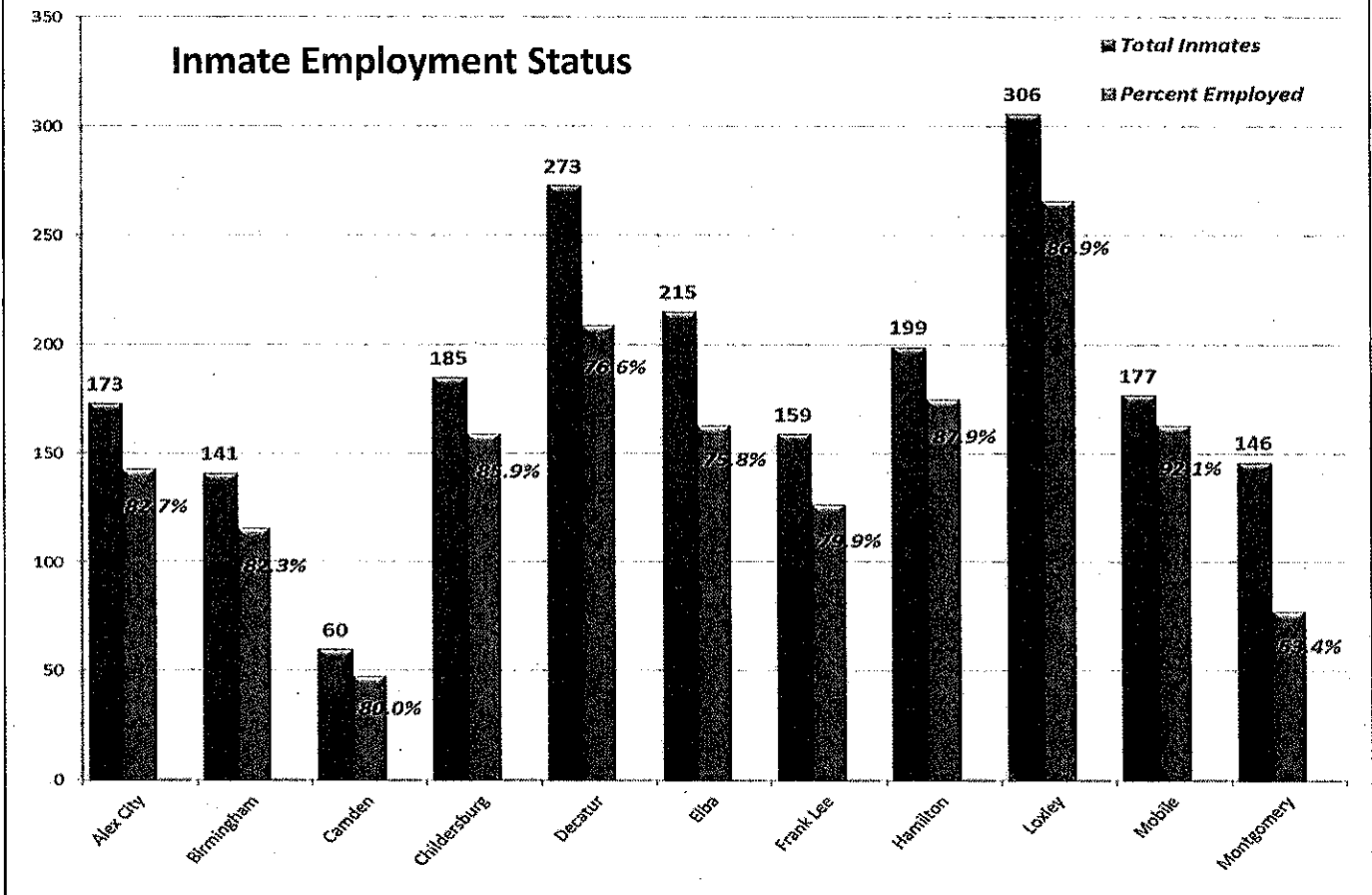
Fiscal Year 2013 Inmates Carried Forward.....	2,029
Fiscal Year 2014 Admissions.....	2,317
Program Participants at Year End.....	2,005
Black Males.....	51.7%
White Males.....	35.4%
White Females.....	8.4%
Black Females.....	4.3%
Gross Salaries Earned.....	\$27,708,436
Taxes & Other Deductions.....	\$5,155,617
Net Inmate Salaries Earned.....	\$22,270,895
Fees and Restitution Paid.....	\$4,211,402
Average Inmate Monthly Salary.....	\$1,525.29
Percentage Employed.....	82.1%

ADOC 40% Assessment Collections

by facility = \$11,089,207



Inmate Employment Status



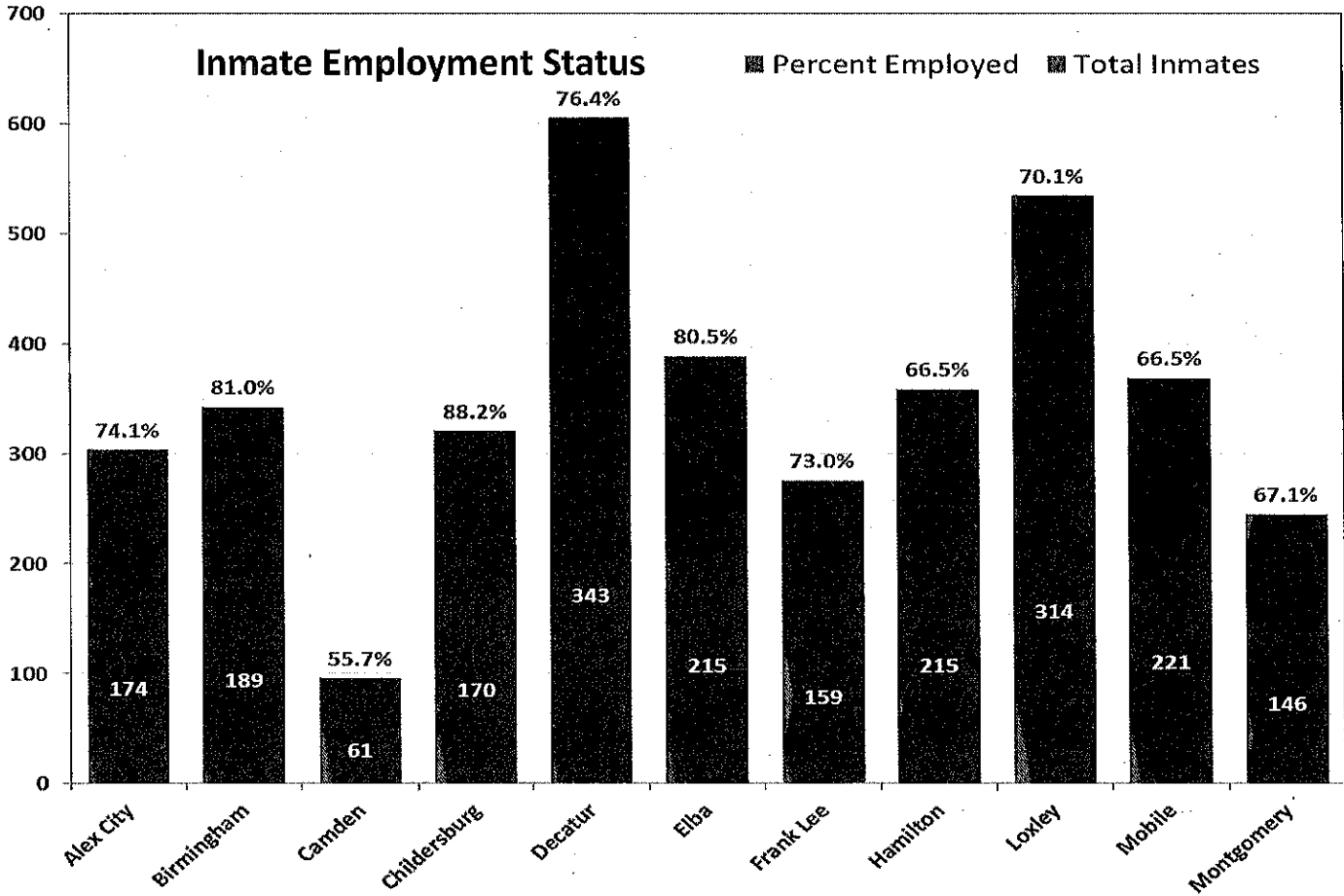
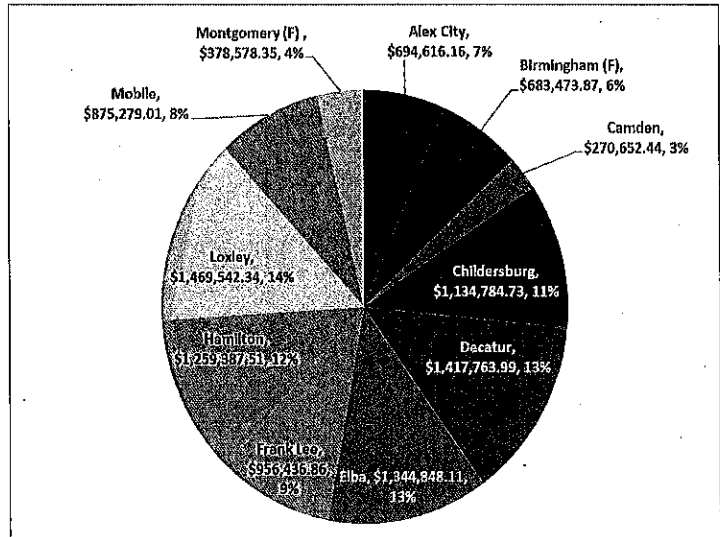
Work Release Program

End of Year Program Summary

Fiscal Year 2012 Inmates Carried Forward.....	2,267
Fiscal Year 2013 Admissions.....	2,476
Program Participants at Year End.....	2,207
Black Males.....	49.8%
White Males.....	35%
White Females.....	10%
Black Females.....	5.1%
Gross Salaries Earned.....	\$26,409,581
Taxes & Other Deductions.....	\$4,901,830
Net Inmate Salaries Earned.....	\$21,308,180
Fees and Restitution Paid.....	\$4,069,273
Average Inmate Monthly Salary.....	\$1,425.87
Percentage Employed.....	73.6%

ADOC 40% Assessment Collections

by facility = \$10,485,363



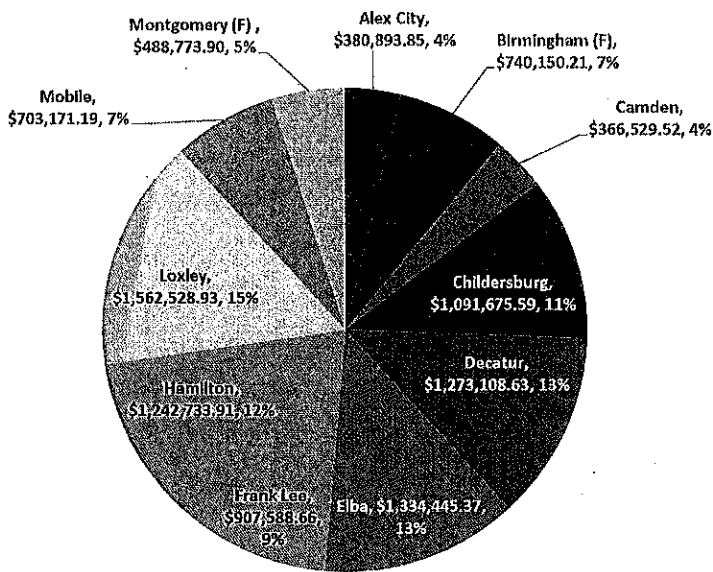
Work Release Program

at year end

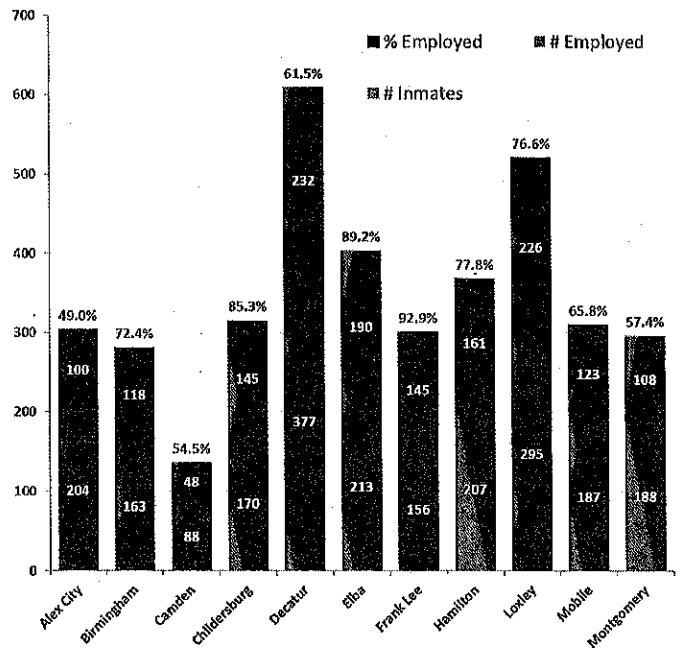
End of Year Program Summary		Change
FY 2011 Inmates Carried Forward.....	2,148.....	-82
FY 2012 Admissions	2,158.....	+504
Program Participants at Year End.....	2,248.....	+100
Black Males	49.2%	-2.2%
White Males	35.2%	+1.0%
White Females	5.9%	-3.0%
Black Females	9.7%	+4.2%
Gross Salaries Earned	\$25,166,059	
ADOC 40% Assessment	\$10,091,600	
Money Disbursed to Inmates	\$3,311,180	
Fees and Restitution	\$3,517,883	
Taxes & Social Security Withheld	\$4,392,698	
Average Inmate Monthly Salary	\$1,339	

ADOC 40% Assessment Collections

by facility



Employment Status of WR Inmates





Work Release Program

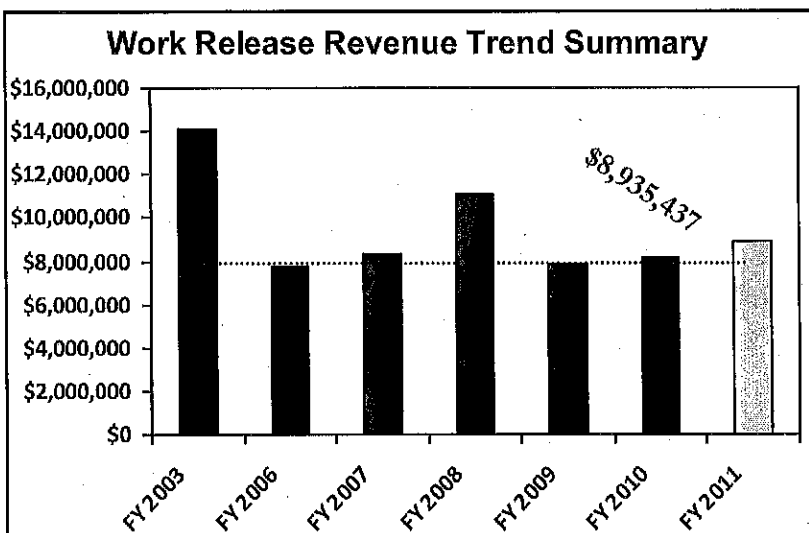
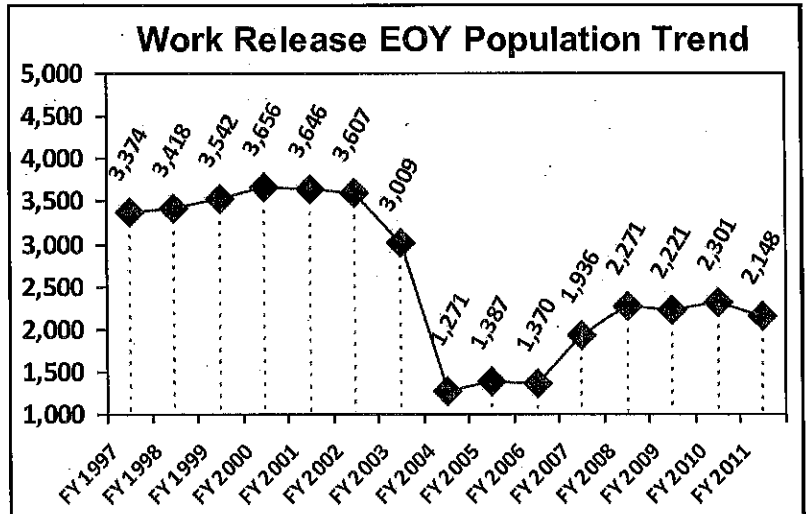
End of Year Program Summary

FY 2010 Offenders Carried Forward	2,230	+124
FY 2011 Program Admissions	1,654	-577
EOY Program Participants	2,148	-153
Black Males	51.4%	
White Males	34.2%	
White Females	8.9%	
Black Females	5.5%	
Gross Salaries Earned	\$22,602,354	
40% ADOC Assessment	\$8,935,437	
Disbursed to Offenders	\$4,697,082	
Fees and Restitution	\$3,880,075	
Taxes & Social Security	\$3,880,075	
Average Offender Salary	\$1,406	
Percentage Employed	72.8%	

The Work Release Program provides community-custody offenders the opportunity to work and earn compensation during incarceration, while developing skills and financial means for reentering society when released. It also provides an incentive for good behavior and the opportunity for a constructive use of an offender's time.

The year-end population was down by more than 150 offenders and admissions were off by more than 500 offenders. Over 2,000 offenders transitioned through the work release program, with the majority being released through parole (893) followed by end of sentence (513).

Despite a small drop in FY 2011 work release population, the Department has made gains in growing the Work Release Program following the significant population loss in the FY 2004 coincidental to the 2nd parole board. At year end, the number of participating offenders was 2,148—up by nearly a 1,000 from the 2004 level.



During FY 2011 the Work Release Program revenues increased by more than \$700,000 resulting more from a significant gain in offender gross salaries despite a drop in inmate participants. These results are noteworthy and are due in part primarily from a 10% increase in the number of offenders employed and a slight increase in average salary.



Offender Work Release Program

End of Year Program Summary

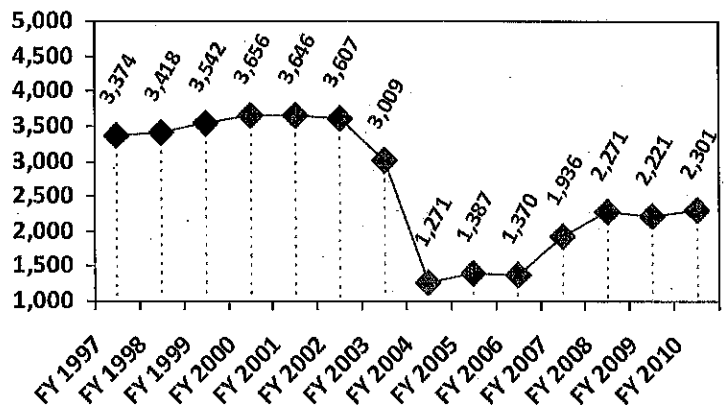
FY 2009 Offenders Carried Forward.....	2,106
FY 2010 Program Admissions.....	2,231
EOY Program Participants.....	2,301
Black Males.....	54.4%
White Males.....	32.1%
White Females.....	7.6%
Black Females.....	5.9%
Released— <i>End of Sentence</i>	400
Released— <i>Parole</i>	1,070
Released— <i>Split Sentence</i>	401
Released— <i>Other</i>	27
Removed from Program.....	648
Transferred to CCP or SRP.....	527
Gross Salaries Earned.....	\$20,622,312
40% ADOC Assessment.....	\$8,174,567
Disbursed to Offenders.....	\$4,554,848
Fees and Restitution.....	\$3,717,934
Taxes & Social Security.....	\$3,609,471
Average Offender Salary.....	\$1,402
Percentage Employed.....	60.8%

The Work Release Program continues to provide community-custody offenders the opportunity to work and earn compensation during incarceration, while developing skills and financial means for reentering society upon release from prison. It also provides an incentive for good behavior and the opportunity for a constructive use of an offender's time.

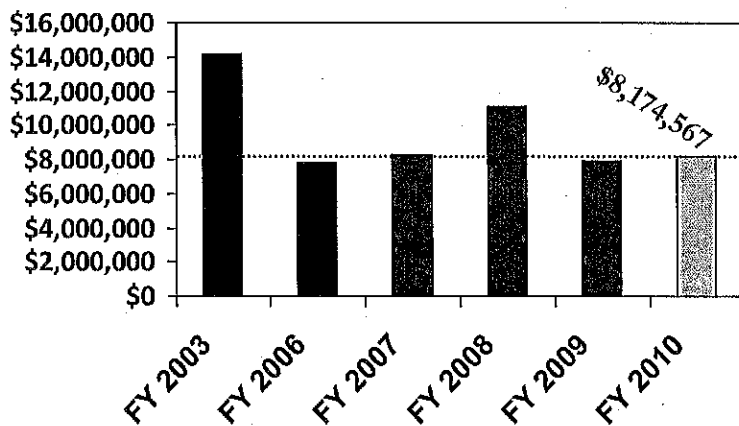
The year-end population was up by nearly 200 offenders, or approximately 10%. Nearly 2,500 offenders transitioned through the work release program. The majority of offenders released from incarceration while in the Work Release Program (almost 50%) were paroled. Over 500 offenders were transferred to the Community Corrections Program or Supervised Re-Entry Program to complete their sentence in a local community.

Work Release EOY Population Trend

The Department continues to make gains in growing the number of offenders in the Work Release Program. At year end, the number of participating offenders was 2,301—up by more than a 1,000 from the 2004 level. Over the last 6-years the population has increased an average of 172 offenders per year.



Work Release Revenue Trend Summary



The revenues from the Work Release Program during FY 2010 reflect a modest gain from FY 2009 revenues despite no significant increase in the number of offenders employed. The average monthly offender salary increased by \$75 monthly for FY 2010.