

BAY COUNTY PUBLIC SCHOOLS - DISCIPLINE 2010-11

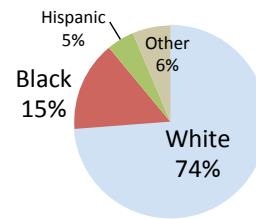
School Population	25,943
White Population	19,143
White students retained/not promoted	864
White In-School Suspensions	1,762
White Out-of-School Suspensions	1,614
White School-DJJ Referrals	90
% White in School Population	73.8
% White among students retained	69.8
% White among In-School Suspensions	63.8
% White among Out-of-School Suspensions	60.9
% White among School-DJJ referrals	50.6
Rate of Retention for Whites/100	4.5
Rate of In-School Suspensions for Whites/100	9.2
Rate of Out-of-School Suspensions for Whites/100	8.4
Rate of School-DJJ referrals for Whites/1000	0.5
Black Population	3,941
Black students retained	251
Black In-School Suspensions	738
Black Out-of-School Suspensions	803
Black School-DJJ Referrals	84
% Black in School Population	15.2
% Black among students retained	20.3
% Black among In-School Suspensions	26.7
% Black among Out-of-School Suspensions	30.3
% Black among School-DJJ referrals	47.2
Rate of Retention for Blacks/100	6.4
Rate of In-School Suspensions for Blacks/100	18.7
Rate of Out-of-School Suspensions for Blacks/100	20.4
Rate of School-DJJ referrals for Blacks/100	2.1
Hispanic Population	1,206
Hispanic students retained	66
Hispanic In-School Suspensions	110
Hispanic Out-of-School Suspensions	90
Hispanic School-DJJ Referrals	2
% Hispanic in School Population	4.6
% Hispanic among students retained	5.3
% Hispanic among In-School Suspensions	4.0
% Hispanic among Out-of-School Suspensions	3.4
% Hispanic among School-DJJ Referrals	1.1
Rate of Retention for Hispanics/100	5.5
Rate of In-School Suspensions for Hispanics/100	9.1
Rate of Out-of-School Suspensions for Hispanics/100	7.5
Rate of School-DJJ referrals for Hispanics/100	0.2
Total Retained	1,237
Total In-School Suspensions	2,760
Total Out-of-School Suspensions	2,650
Total School-DJJ Referrals	178

Note: School referral rates are based on total school population, which yields a lower percentage than the rates reported by DJJ rates, which are based on school population grades 6-12.

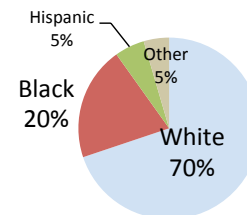
Sources:

Florida Department of Education, Education and Accountability Services, Data Publications and Reports: Students, Enrollment, Trends in Discipline and the Decline in the Use of Corporal Punishment, discipline0910-1. Also Non-promotions in Florida's Public Schools, 2009-10, <http://www.fldoe.org/eias/eiaspubs/pubstudent.asp>
 Florida Department of Education, Education and Accountability Services, Membership in Florida Public Schools, 2006-7 through 2009-10
<http://www.fldoe.org/eias/eiaspubs/archives.asp>
 Florida Department of Juvenile Justice, ONLY School Related Referrals, Demographics by County, FY 2009-10 (information available on request)

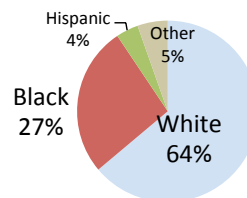
School Population



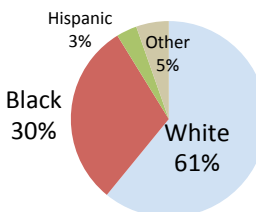
Students Repeating a Grade



In-School Suspensions



Out-of-School Suspensions



At-School Arrests

