

FLAGLER COUNTY PUBLIC SCHOOLS - DISCIPLINE 2010-11

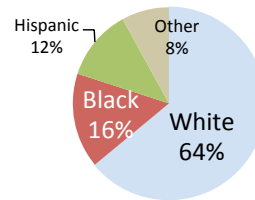
School Population	12,986
White Population	8,344
White students retained/not promoted	206
White In-School Suspensions	384
White Out-of-School Suspensions	614
White School-DJJ Referrals	48
% White in School Population	64.3
% White among students retained	63.0
% White among In-School Suspensions	53.3
% White among Out-of-School Suspensions	52.7
% White among School-DJJ referrals	44.9
Rate of Retention for Whites/100	2.5
Rate of In-School Suspensions for Whites/100	4.6
Rate of Out-of-School Suspensions for Whites/100	7.4
Rate of School-DJJ referrals for Whites/1000	0.6
Black Population	2,100
Black students retained	71
Black In-School Suspensions	222
Black Out-of-School Suspensions	363
Black School-DJJ Referrals	48
% Black in School Population	16.2
% Black among students retained	21.7
% Black among In-School Suspensions	30.8
% Black among Out-of-School Suspensions	31.2
% Black among School-DJJ referrals	44.9
Rate of Retention for Blacks/100	3.4
Rate of In-School Suspensions for Blacks/100	10.6
Rate of Out-of-School Suspensions for Blacks/100	17.3
Rate of School-DJJ referrals for Blacks/100	2.3
Hispanic Population	1539
Hispanic students retained	24
Hispanic In-School Suspensions	67
Hispanic Out-of-School Suspensions	113
Hispanic School-DJJ Referrals	10
% Hispanic in School Population	11.9
% Hispanic among students retained	7.3
% Hispanic among In-School Suspensions	9.3
% Hispanic among Out-of-School Suspensions	9.7
% Hispanic among School-DJJ Referrals	9.3
Rate of Retention for Hispanics/100	1.6
Rate of In-School Suspensions for Hispanics/100	4.4
Rate of Out-of-Sch Suspensions for Hispanics/100	7.3
Rate of School-DJJ referrals for Hispanics/100	0.6
Total Retained	327
Total In-School Suspensions	721
Total Out-of-School Suspensions	1,164
Total School-DJJ Referrals	107

Note: School referral rates are based on total school population, which yields a lower percentage than the rates reported by DJJ rates, which are based on school population grades 6-12.

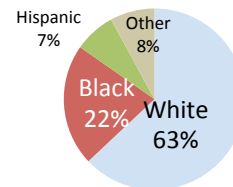
Sources:

Florida Department of Education, Education and Accountability Services, Data Publications and Reports: Students, Enrollment, Trends in Discipline and the Decline in the Use of Corporal Punishment, discipline0910-1. Also Non-promotions in Florida's Public Schools, 2009-10, <http://www.fldoe.org/eias/eiaspubs/pubstudent.asp>
 Florida Department of Education, Education and Accountability Services, Membership in Florida Public Schools, 2006-7 through 2009-10
<http://www.fldoe.org/eias/eiaspubs/archives.asp>
 Florida Department of Juvenile Justice, ONLY School Related Referrals, Demographics by County, FY 2009-10 (information available on request)

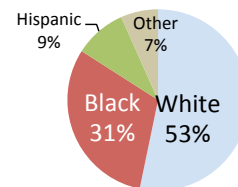
School Population



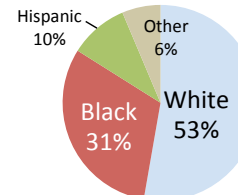
Students Repeating a Grade



In-School Suspensions



Out-of-School Suspensions



At-School Arrests

