

OKALOOSA COUNTY PUBLIC SCHOOLS - DISCIPLINE 2010-11

School Population	28,504
White Population	20,361
White students retained/not promoted	856
White In-School Suspensions	380
White Out-of-School Suspensions	1,443
White School-DJJ Referrals	53
% White in School Population	71.4
% White among students retained	58.2
% White among In-School Suspensions	57.5
% White among Out-of-School Suspensions	62.7
% White among School-DJJ referrals	44.5
Rate of Retention for Whites/100	4.2
Rate of In-School Suspensions for Whites/100	1.9
Rate of Out-of-School Suspensions for Whites/100	7.1
Rate of School-DJJ referrals for Whites/1000	0.3
Black Population	3,534
Black students retained	421
Black In-School Suspensions	149
Black Out-of-School Suspensions	562
Black School-DJJ Referrals	59
% Black in School Population	12.4
% Black among students retained	28.6
% Black among In-School Suspensions	22.5
% Black among Out-of-School Suspensions	24.4
% Black among School-DJJ referrals	49.6
Rate of Retention for Blacks/100	11.9
Rate of In-School Suspensions for Blacks/100	4.2
Rate of Out-of-School Suspensions for Blacks/100	15.9
Rate of School-DJJ referrals for Blacks/100	1.7
Hispanic Population	1,990
Hispanic students retained	106
Hispanic In-School Suspensions	67
Hispanic Out-of-School Suspensions	133
Hispanic School-DJJ Referrals	5
% Hispanic in School Population	7.0
% Hispanic among students retained	7.2
% Hispanic among In-School Suspensions	10.1
% Hispanic among Out-of-School Suspensions	5.8
% Hispanic among School-DJJ Referrals	4.2
Rate of Retention for Hispanics/100	5.3
Rate of In-School Suspensions for Hispanics/100	3.4
Rate of Out-of-Sch Suspensions for Hispanics/100	6.7
Rate of School-DJJ referrals for Hispanics/100	0.3
Total Retained	1470
Total In-School Suspensions	661
Total Out-of-School Suspensions	2,303
Total School-DJJ Referrals	119

Note: School referral rates are based on total school population, which yields a lower percentage than the rates reported by DJJ rates, which are based on school population grades 6-12.

Sources:

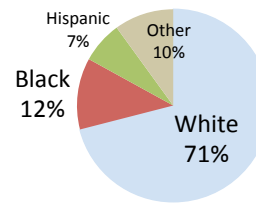
Florida Department of Education, Education and Accountability Services, Data Publications and Reports: Students, Enrollment, Trends in Discipline and the Decline in the Use of Corporal Punishment, discipline0910-1. Also Non-promotions in Florida's Public Schools, 2009-10, <http://www.fldoe.org/eias/eiaspubs/pubstudent.asp>

Florida Department of Education, Education and Accountability Services, Membership in Florida Public Schools, 2006-7 through 2009-10

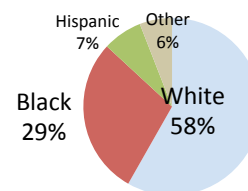
<http://www.fldoe.org/eias/eiaspubs/archives.asp>

Florida Department of Juvenile Justice, ONLY School Related Referrals, Demographics by County, FY 2009-10 (information available on request)

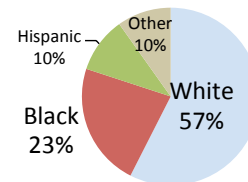
School Population



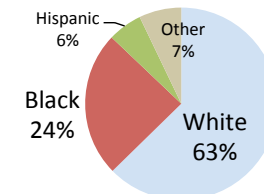
Students Repeating a Grade



In-School Suspensions



Out-of-School Suspensions



At-School Arrests

