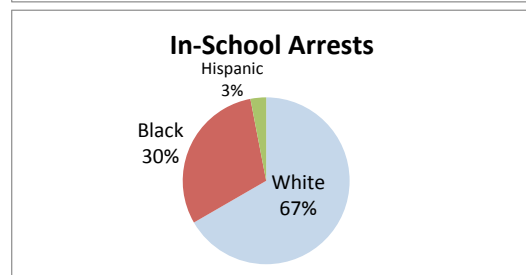
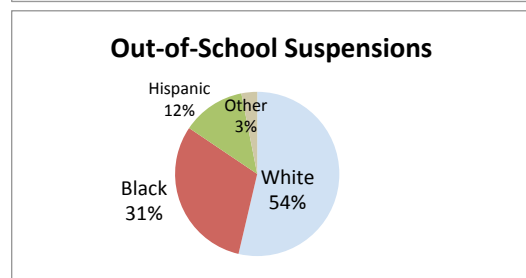
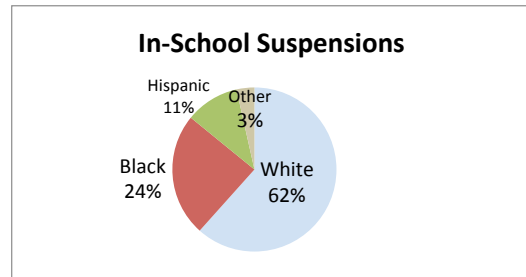
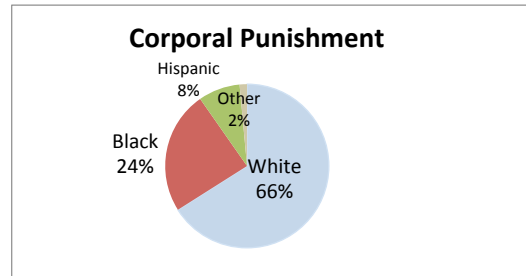
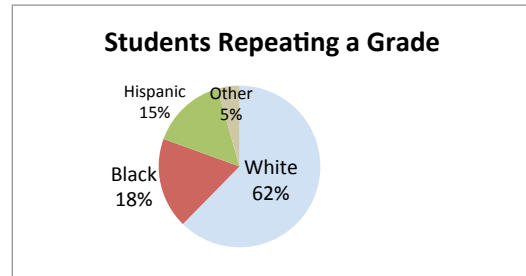
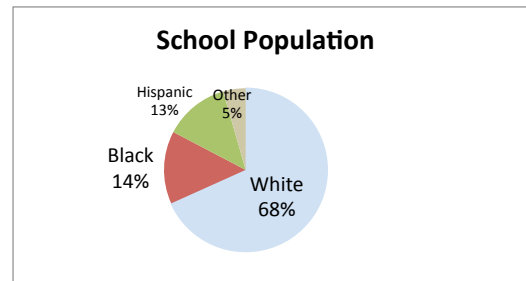


SUWANNEE COUNTY PUBLIC SCHOOLS - DISCIPLINE 2010-2011

School Population	6,172
White Population	4,213
White students retained/not promoted	182
White students subjected to corporal punishment	136
White In-School Suspensions	470
White Out-of-School Suspensions	211
White School-DJJ Referrals	44
% White in School Population	68.3
% White among students retained	62.3
% White among corporal punishments	66.0
% White among In-School Suspensions	61.6
% White among Out-of-School Suspensions	53.7
% White among School-DJJ referrals	66.7
Rate of Retention for Whites/100	4.3
Rate of corporal punishment for Whites/100	3.2
Rate of In-School Suspensions for Whites/100	11.2
Rate of Out-of-School Suspensions for Whites/100	5.0
Rate of School-DJJ referrals for Whites/100	1.0
Black Population	890
Black students retained	53
Black students subjected to corporal punishment	50
Black In-School Suspensions	185
Black Out-of-School Suspensions	121
Black School-DJJ Referrals	20
% Black in School Population	14.4
% Black among students retained	18.2
% Black among corporal punishments	24.3
% Black among In-School Suspensions	24.2
% Black among Out-of-School Suspensions	30.8
% Black among School-DJJ referrals	30.3
Rate of Retention for Blacks/100	6.0
Rate of corporal punishment for Blacks/100	5.6
Rate of In-School Suspensions for Blacks/100	20.8
Rate of Out-of-School Suspensions for Blacks/100	13.6
Rate of School-DJJ referrals for Blacks/100	2.2
Hispanic Population	795
Hispanic students retained	44
Hispanic students subjected to corporal punishment	17
Hispanic In-School Suspensions	81
Hispanic Out-of-School Suspensions	49
Hispanic School-DJJ Referrals	2
% Hispanic in School Population	12.9
% Hispanic among students retained	15.1
% Hispanic among corporal punishments	8.3
% Hispanic among In-School Suspensions	10.6
% Hispanic among Out-of-School Suspensions	12.5
% Hispanic among School-DJJ Referrals	3.0
Rate of Retention for Hispanics/100	5.5
Rate of corporal punishment for Hispanics/100	2.1
Rate of In-School Suspensions for Hispanics/100	10.2
Rate of Out-of-School Suspensions for Hispanics/100	6.2
Rate of School-DJJ referrals for Hispanics/100	0.3
Total Retained	292
Total Students subjected to corporal punishment	206
Total In-School Suspensions	763
Total Out-of-School Suspensions	393
Total School-DJJ Referrals	66



Sources:
 Florida Dept. of Education, PK-12 Student membership, Number and Percent by Race/Ethnicity, Fall 2010, www.fldoe.org/eias/eiaspubs/xls/pk-12mem1011.xls
 Florida Dept. of Education, Discipline by Grade/Race/Gender by District 2010-11 Survey 5 Final Date as of 3/5/12, available upon request