

ESCAMBIA COUNTY PUBLIC SCHOOLS - DISCIPLINE 2010-11

School Population	39,850
White Population	19,856
White students retained/not promoted	869
White In-School Suspensions	1,151
White Out-of-School Suspensions	1,133
White School-DJJ Referrals	121
% White in School Population	49.8
% White among students retained	37.8
% White among In-School Suspensions	31.6
% White among Out-of-School Suspensions	26.7
% White among School-DJJ referrals	29.2
Rate of Retention for Whites/100	4.4
Rate of In-School Suspensions for Whites/100	5.8
Rate of Out-of-School Suspensions for Whites/100	5.7
Rate of School-DJJ referrals for Whites/1000	6.0
Black Population	14,097
Black students retained	1,140
Black In-School Suspensions	2,110
Black Out-of-School Suspensions	2,713
Black School-DJJ Referrals	285
% Black in School Population	35.4
% Black among students retained	49.7
% Black among In-School Suspensions	57.8
% Black among Out-of-School Suspensions	63.8
% Black among School-DJJ referrals	68.8
Rate of Retention for Blacks/100	8.1
Rate of In-School Suspensions for Blacks/100	15.0
Rate of Out-of-School Suspensions for Blacks/100	19.2
Rate of School-DJJ referrals for Blacks/100	20.0
Hispanic Population	1933
Hispanic students retained	111
Hispanic In-School Suspensions	127
Hispanic Out-of-School Suspensions	117
Hispanic School-DJJ Referrals	5
% Hispanic in School Population	4.9
% Hispanic among students retained	4.8
% Hispanic among In-School Suspensions	3.5
% Hispanic among Out-of-School Suspensions	2.8
% Hispanic among School-DJJ Referrals	1.2
Rate of Retention for Hispanics/100	5.7
Rate of In-School Suspensions for Hispanics/100	6.6
Rate of Out-of-Sch Suspensions for Hispanics/100	6.1
Rate of School-DJJ referrals for Hispanics/100	3.0
Total Retained	2296
Total In-School Suspensions	3,648
Total Out-of-School Suspensions	4,251
Total School-DJJ Referrals	414

Note: School referral rates are based on total school population, which yields a lower percentage than the rates reported by DJJ, which are based on school population grades 6-12.

Sources:

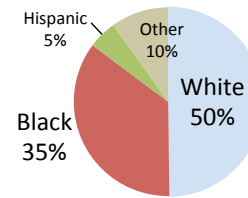
Florida Department of Education, Education and Accountability Services, Data Publications and Reports: Students, Enrollment, Trends in Discipline and the Decline in the Use of Corporal Punishment, discipline0910-1. Also Non-promotions in Florida's Public Schools, 2009-10, <http://www.fldoe.org/eias/eiaspubs/pubstudent.asp>

Florida Department of Education, Education and Accountability Services, Membership in Florida Public Schools, 2006-7 through 2009-10

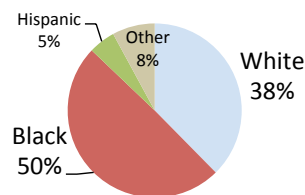
<http://www.fldoe.org/eias/eiaspubs/archives.asp>

Florida Department of Juvenile Justice, ONLY School Related Referrals, Demographics by County, FY 2009-10 (information available on request)

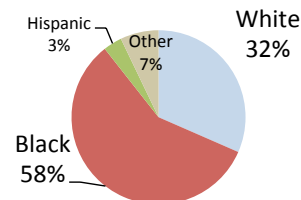
School Population



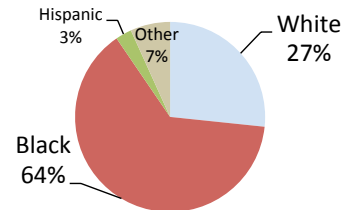
Students Repeating a Grade



In-School Suspensions



Out-of-School Suspensions



At-School Arrests

