

FACILITY_REPORT	(All)
COVID-19_TESTING_INITIATED	(All)

Count of ID	Column Labels		
Row Labels	ICE	USMS	Grand Total
COVID-19 test positive	4773	89	4862
<b>Grand Total</b>	<b>4773</b>	<b>89</b>	<b>4862</b>

CUSTODY	(All)
IHSC_notIHSC	(All)

Count of ID	Column Labels	
Row Labels	COVID-19 test positive	Grand Total
<b>ATL</b>	<b>272</b>	<b>272</b>
CHARLESTON COUNTY DETENTION CENTER	2	2
FOLKSTON ICE PROCESSING CENTER (D. RAY JAMES)	61	61
IRWIN COUNTY DETENTION CENTER	34	34
STEWART DETENTION CENTER	175	175
<b>BOS</b>	<b>12</b>	<b>12</b>
BRISTOL COUNTY DETENTION CENTER	1	1
FRANKLIN COUNTY JAIL AND HOUSE OF CORRECTIONS	7	7
STRAFFORD COUNTY CORRECTIONS	2	2
WYATT DETENTION CENTER	2	2
<b>BUF</b>	<b>49</b>	<b>49</b>
BUFFALO (BATAVIA) SERVICE PROCESSING CENTER	49	49
<b>CHI</b>	<b>54</b>	<b>54</b>
LINCOLN COUNTY DETENTION CENTER	1	1
PULASKI COUNTY DETENTION CENTER	53	53
<b>DAL</b>	<b>446</b>	<b>446</b>
BLUEBONNET DETENTION FACILITY	296	296
JOHNSON COUNTY LAW ENFORCEMENT CENTER (TX)	1	1
MOORE DETENTION CENTER	20	20
PRAIRIELAND DETENTION FACILITY	74	74
ROLLING PLAINS DETENTION CENTER	55	55
<b>DEN</b>	<b>24</b>	<b>24</b>
DENVER CONTRACT DETENTION FACILITY	24	24
<b>DET</b>	<b>71</b>	<b>71</b>
CALHOUN COUNTY CORRECTIONAL CENTER	12	12
MORROW COUNTY CORRECTIONAL FACILITY	48	48
SAINT CLAIR COUNTY JAIL	11	11

CUSTODY	(All)
IHSC_notIHSC	(All)

Count of ID	Column Labels	
Row Labels	COVID-19 test positive	Grand Total
<b>ELP</b>	<b>380</b>	<b>380</b>
EL PASO SERVICE PROCESSING CENTER	175	175
OTERO COUNTY PROCESSING CENTER	150	150
TORRANCE COUNTY DETENTION FACILITY	55	55
<b>HOU</b>	<b>401</b>	<b>401</b>
HOUSTON CONTRACT DETENTION FACILITY	125	125
IAH POLK ADULT DETENTION FACILITY	19	19
JOE CORLEY DETENTION CENTER	50	50
MONTGOMERY PROCESSING CENTER (HOUSTON)	207	207
<b>LOS</b>	<b>14</b>	<b>14</b>
ADELANTO ICE PROCESSING CENTER	13	13
LA STAGING	1	1
<b>MIA</b>	<b>435</b>	<b>435</b>
BROWARD TRANSITIONAL CENTER	91	91
GLADES COUNTY DETENTION CENTER	152	152
KROME NORTH SERVICE PROCESSING CENTER	164	164
WAKULLA COUNTY JAIL	28	28
<b>NEW</b>	<b>26</b>	<b>26</b>
ELIZABETH CONTRACT DETENTION FACILITY	18	18
ESSEX COUNTY JAIL	8	8
<b>NOL</b>	<b>684</b>	<b>684</b>
ADAMS COUNTY CORRECTIONAL CENTER	43	43
ALEXANDRIA STAGING FACILITY	130	130
CATAHOULA CORRECTIONAL CENTER	116	116
ETOWAH COUNTY JAIL (AL)	22	22
JACKSON PARISH CORRECTIONAL	7	7
LASALLE ICE PROCESSING CENTER (JENA)	24	24

CUSTODY	(All)
IHSC_notIHSC	(All)

Count of ID	Column Labels	
Row Labels	COVID-19 test positive	Grand Total
LASALLE OLLA (LA)	23	23
PINE PRAIRIE ICE PROCESSING CENTER	64	64
RICHWOOD CORRECTIONAL CENTER	75	75
RIVER CORRECTIONAL CENTER	15	15
SOUTH LOUISIANA CORRECTIONAL CENTER	3	3
WINN CORRECTIONAL CENTER	162	162
<b>NYC</b>	<b>18</b>	<b>18</b>
BERGEN COUNTY JAIL	4	4
HUDSON COUNTY JAIL	14	14
<b>PHI</b>	<b>30</b>	<b>30</b>
PIKE COUNTY CORRECTIONAL FACILITY	22	22
YORK COUNTY PRISON	8	8
<b>PHO</b>	<b>451</b>	<b>451</b>
CCA FLORENCE CORRECTIONAL CENTER	19	19
ELOY FEDERAL CONTRACT FACILITY	249	249
FLORENCE SERVICE PROCESSING CENTER	60	60
LA PALMA	123	123
<b>SAL</b>	<b>49</b>	<b>49</b>
NEVADA SOUTHERN DETENTION CENTER	10	10
NYE COUNTY JAIL	37	37
WASHINGTON COUNTY JAIL	2	2
<b>SEA</b>	<b>12</b>	<b>12</b>
TACOMA ICE PROCESSING CENTER (NORTHWEST DET CTR)	12	12
<b>SFR</b>	<b>55</b>	<b>55</b>
MESA VERDE ICE PROCESSING CENTER	55	55
<b>SNA</b>	<b>651</b>	<b>651</b>
EL VALLE DETENTION FACILITY	29	29

CUSTODY	(All)
IHSC_notIHSC	(All)

Count of ID	Column Labels	
Row Labels	COVID-19 test positive	Grand Total
KARNES COUNTY RESIDENTIAL CENTER	74	74
OTAY MESA DETENTION CENTER (SAN DIEGO CDF)	1	1
PORT ISABEL	133	133
RIO GRANDE DETENTION CENTER	161	161
SOUTH TEXAS FAMILY RESIDENTIAL CENTER (DILLEY)	4	4
SOUTH TEXAS ICE PROCESSING CENTER (PEARSALL)	166	166
WEBB COUNTY DETENTION CENTER (CCA)	83	83
<b>SND</b>	<b>270</b>	<b>270</b>
IMPERIAL REGIONAL DETENTION FACILITY	2	2
OTAY MESA DETENTION CENTER (SAN DIEGO CDF)	257	257
SAN LUIS DETENTION CENTER	11	11
<b>SPM</b>	<b>12</b>	<b>12</b>
POLK COUNTY JAIL	12	12
<b>WAS</b>	<b>344</b>	<b>344</b>
CAROLINE DETENTION FACILITY	5	5
IMMIGRATION CENTERS OF AMERICA FARMVILLE	339	339
<b>Grand Total</b>	<b>4760</b>	<b>4760</b>

TEST\_RESULTS COVID-19 test positive

Count of ID Row Labels	Column Labels		
	ICE	USMS	Grand Total
<b>IHSC</b>	<b>1690</b>	<b>89</b>	<b>1779</b>
ALEXANDRIA STAGING FACILITY	130		130
BUFFALO (BATAVIA) SERVICE PROCESSING CENTER	49		49
CAROLINE DETENTION FACILITY	5		5
EL PASO SERVICE PROCESSING CENTER	175		175
ELIZABETH CONTRACT DETENTION FACILITY	18		18
ELOY FEDERAL CONTRACT FACILITY	249		249
FLORENCE SERVICE PROCESSING CENTER	60		60
HOUSTON CONTRACT DETENTION FACILITY	125		125
KROME NORTH SERVICE PROCESSING CENTER	164		164
LASALLE ICE PROCESSING CENTER (JENA)	24		24
MONTGOMERY PROCESSING CENTER (HOUSTON)	207		207
OTAY MESA DETENTION CENTER (SAN DIEGO CDF)	169	89	258
PORT ISABEL	133		133
SOUTH TEXAS FAMILY RESIDENTIAL CENTER (DILLEY)	4		4
SOUTH TEXAS ICE PROCESSING CENTER (PEARSALL)	166		166
TACOMA ICE PROCESSING CENTER (NORTHWEST DET CTR)	12		12
<b>non-IHSC</b>	<b>2981</b>		<b>2981</b>
ADAMS COUNTY CORRECTIONAL CENTER	43		43
ADELANTO ICE PROCESSING CENTER	13		13
BERGEN COUNTY JAIL	4		4
BLUEBONNET DETENTION FACILITY	296		296
BRISTOL COUNTY DETENTION CENTER	1		1
BROWARD TRANSITIONAL CENTER	91		91
CALHOUN COUNTY CORRECTIONAL CENTER	12		12
CATAHOULA CORRECTIONAL CENTER	116		116
CCA FLORENCE CORRECTIONAL CENTER	19		19
CHARLESTON COUNTY DETENTION CENTER	2		2
DENVER CONTRACT DETENTION FACILITY	24		24
EL VALLE DETENTION FACILITY	29		29
ESSEX COUNTY JAIL	8		8

TEST\_RESULTS COVID-19 test positive

Count of ID Row Labels	Column Labels	
	ICE	USMS Grand Total
ETOWAH COUNTY JAIL (AL)	22	22
FOLKSTON ICE PROCESSING CENTER (D. RAY JAMES)	61	61
FRANKLIN COUNTY JAIL AND HOUSE OF CORRECTIONS	7	7
GLADES COUNTY DETENTION CENTER	152	152
HUDSON COUNTY JAIL	14	14
IAH POLK ADULT DETENTION FACILITY	19	19
IMMIGRATION CENTERS OF AMERICA FARMVILLE	339	339
IMPERIAL REGIONAL DETENTION FACILITY	2	2
IRWIN COUNTY DETENTION CENTER	34	34
JACKSON PARISH CORRECTIONAL	7	7
JOE CORLEY DETENTION CENTER	50	50
JOHNSON COUNTY LAW ENFORCEMENT CENTER (TX)	1	1
KARNES COUNTY RESIDENTIAL CENTER	74	74
LA PALMA	123	123
LA STAGING	1	1
LASALLE OLLA (LA)	23	23
LINCOLN COUNTY DETENTION CENTER	1	1
MESA VERDE ICE PROCESSING CENTER	55	55
MOORE DETENTION CENTER	20	20
MORROW COUNTY CORRECTIONAL FACILITY	48	48
NEVADA SOUTHERN DETENTION CENTER	10	10
NYE COUNTY JAIL	37	37
OTERO COUNTY PROCESSING CENTER	150	150
PIKE COUNTY CORRECTIONAL FACILITY	22	22
PINE PRAIRIE ICE PROCESSING CENTER	64	64
POLK COUNTY JAIL	12	12
PRAIRIELAND DETENTION FACILITY	74	74
PULASKI COUNTY DETENTION CENTER	53	53
RICHWOOD CORRECTIONAL CENTER	75	75
RIO GRANDE DETENTION CENTER	161	161
RIVER CORRECTIONAL CENTER	15	15

TEST\_RESULTS COVID-19 test positive

Count of ID Row Labels	Column Labels		
	ICE	USMS	Grand Total
ROLLING PLAINS DETENTION CENTER	55		55
SAINT CLAIR COUNTY JAIL	11		11
SAN LUIS DETENTION CENTER	11		11
SOUTH LOUISIANA CORRECTIONAL CENTER	3		3
STEWART DETENTION CENTER	175		175
STRAFFORD COUNTY CORRECTIONS	2		2
TORRANCE COUNTY DETENTION FACILITY	55		55
WAKULLA COUNTY JAIL	28		28
WASHINGTON COUNTY JAIL	2		2
WEBB COUNTY DETENTION CENTER (CCA)	83		83
WINN CORRECTIONAL CENTER	162		162
WYATT DETENTION CENTER	2		2
YORK COUNTY PRISON	8		8
<b>Grand Total</b>	<b>4671</b>	<b>89</b>	<b>4760</b>



TEST_RESULTS	COVID-19 test positive
CUSTODY	(All)

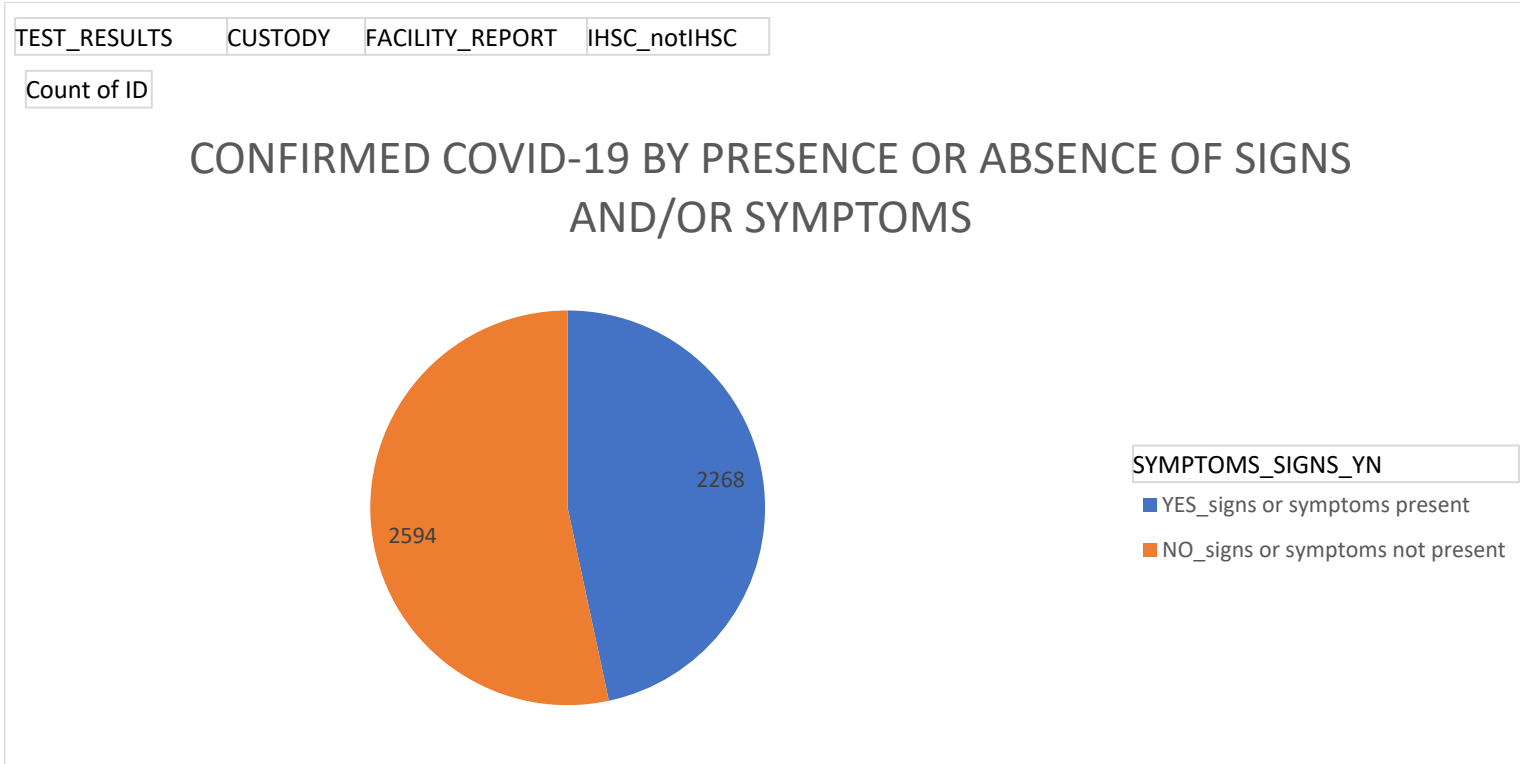
Count of ID Row Labels	Column Labels		Grand Total
	YES_signs or symptoms present	NO_signs or symptoms not present	
<b>IHSC</b>	<b>928</b>	<b>851</b>	<b>1779</b>
ALEXANDRIA STAGING FACILITY	9	121	130
BUFFALO (BATAVIA) SERVICE PROCESSING CENTER	20	29	49
CAROLINE DETENTION FACILITY	3	2	5
EL PASO SERVICE PROCESSING CENTER	126	49	175
ELIZABETH CONTRACT DETENTION FACILITY	18		18
ELOY FEDERAL CONTRACT FACILITY	88	161	249
FLORENCE SERVICE PROCESSING CENTER	27	33	60
HOUSTON CONTRACT DETENTION FACILITY	55	70	125
KROME NORTH SERVICE PROCESSING CENTER	71	93	164
LASALLE ICE PROCESSING CENTER (JENA)	14	10	24
MONTGOMERY PROCESSING CENTER (HOUSTON)	80	127	207
OTAY MESA DETENTION CENTER (SAN DIEGO CDF)	240	18	258
PORT ISABEL	82	51	133
SOUTH TEXAS FAMILY RESIDENTIAL CENTER (DILLEY)	1	3	4
SOUTH TEXAS ICE PROCESSING CENTER (PEARSALL)	92	74	166
TACOMA ICE PROCESSING CENTER (NORTHWEST DET CTR)	2	10	12
<b>non-IHSC</b>	<b>1340</b>	<b>1743</b>	<b>3083</b>
ADAMS COUNTY CORRECTIONAL CENTER	40	3	43
ADELANTO ICE PROCESSING CENTER	3	10	13
BERGEN COUNTY JAIL	2	2	4
BLUEBONNET DETENTION FACILITY	81	215	296
BRISTOL COUNTY DETENTION CENTER	1		1
BROWARD TRANSITIONAL CENTER	18	73	91
CALHOUN COUNTY CORRECTIONAL CENTER	5	7	12
CATAHOULA CORRECTIONAL CENTER	83	33	116
CCA FLORENCE CORRECTIONAL CENTER	16	3	19
CHARLESTON COUNTY DETENTION CENTER	1	1	2
DENVER CONTRACT DETENTION FACILITY	3	21	24
EL VALLE DETENTION FACILITY	6	23	29
ESSEX COUNTY JAIL	3	5	8

TEST_RESULTS	COVID-19 test positive
CUSTODY	(All)

Count of ID Row Labels	Column Labels		Grand Total
	YES_signs or symptoms present	NO_signs or symptoms not present	
ETOWAH COUNTY JAIL (AL)	22		22
FOLKSTON ICE PROCESSING CENTER (D. RAY JAMES)	15	46	61
FRANKLIN COUNTY JAIL AND HOUSE OF CORRECTIONS	1	6	7
GLADES COUNTY DETENTION CENTER	50	102	152
HUDSON COUNTY JAIL	14		14
IAH POLK ADULT DETENTION FACILITY	16	3	19
IMMIGRATION CENTERS OF AMERICA FARMVILLE	119	220	339
IMPERIAL REGIONAL DETENTION FACILITY	2		2
IRWIN COUNTY DETENTION CENTER	11	23	34
JACKSON PARISH CORRECTIONAL	6	1	7
JOE CORLEY DETENTION CENTER	24	26	50
JOHNSON COUNTY LAW ENFORCEMENT CENTER (TX)	1		1
KARNES COUNTY RESIDENTIAL CENTER	1	73	74
LA PALMA	108	15	123
LA STAGING	1		1
LASALLE OLLA (LA)	23		23
LINCOLN COUNTY DETENTION CENTER		1	1
MESA VERDE ICE PROCESSING CENTER	5	50	55
MOORE DETENTION CENTER	11	9	20
MORROW COUNTY CORRECTIONAL FACILITY	47	1	48
NEVADA SOUTHERN DETENTION CENTER	8	2	10
NYE COUNTY JAIL		37	37
OTERO COUNTY PROCESSING CENTER	17	133	150
PIKE COUNTY CORRECTIONAL FACILITY	20	2	22
PINE PRAIRIE ICE PROCESSING CENTER	33	31	64
POLK COUNTY JAIL	7	5	12
PRAIRIELAND DETENTION FACILITY	46	28	74
PULASKI COUNTY DETENTION CENTER	45	8	53
RICHWOOD CORRECTIONAL CENTER	70	5	75
RIO GRANDE DETENTION CENTER	4	157	161
RIVER CORRECTIONAL CENTER	4	11	15

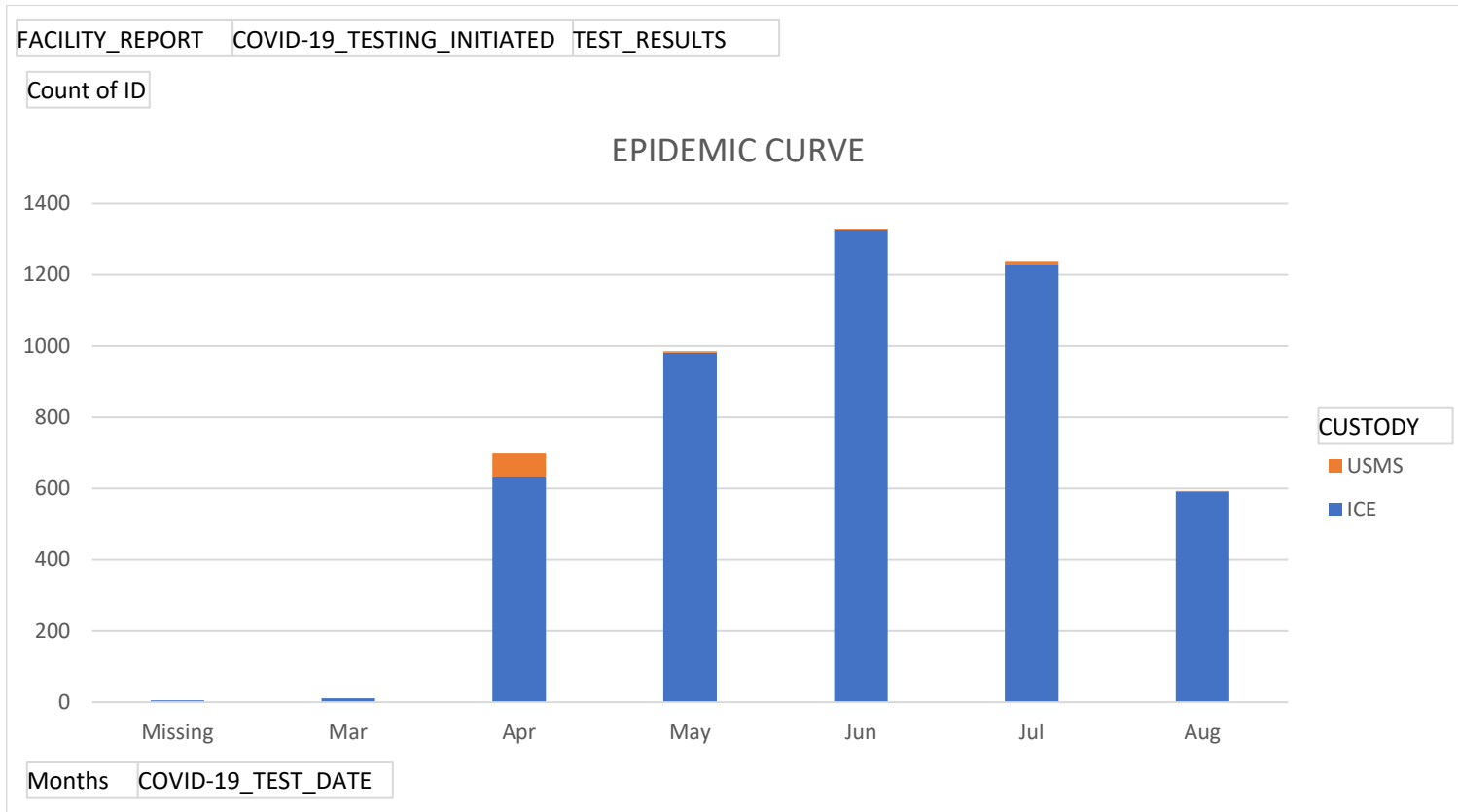
TEST_RESULTS	COVID-19 test positive
CUSTODY	(All)

Count of ID Row Labels	Column Labels		
	YES_signs or symptoms present	NO_signs or symptoms not present	Grand Total
ROLLING PLAINS DETENTION CENTER	10	45	55
SAINT CLAIR COUNTY JAIL	10	1	11
SAN LUIS DETENTION CENTER	7	4	11
SOUTH LOUISIANA CORRECTIONAL CENTER	3		3
STEWART DETENTION CENTER	109	66	175
STRAFFORD COUNTY CORRECTIONS	2		2
TORRANCE COUNTY DETENTION FACILITY	2	53	55
WAKULLA COUNTY JAIL	7	21	28
WASHINGTON COUNTY JAIL	2		2
WEBB COUNTY DETENTION CENTER (CCA)	9	74	83
WINN CORRECTIONAL CENTER	135	27	162
WYATT DETENTION CENTER	2		2
YORK COUNTY PRISON	3	5	8
BAKER COUNTY SHERIFF'S OFFICE	2	1	3
COLUMBIA CARE CENTER	1		1
ALLEN PARISH DETENTION CENTER	9	1	10
FREEBORN COUNTY ADULT DETENTION CENTER	1	1	2
HENDERSON DETENTION CENTER	8	1	9
LINN COUNTY JAIL	1	1	2
MCHENRY COUNTY JAIL	2	2	4
SHERIFF AL CANNON DETENTION CENTER	1		1
LARKIN HOSPITAL/LARKIN BEHAVIORAL HEALTH	1	1	2
LIMESTONE COUNTY DETENTION CENTER	17	5	22
KAY COUNTY DETENTION CENTER		1	1
CHASE COUNTY DETENTION FACILITY	1	39	40
CIBOLA COUNTY CORRECTIONAL CENTER	1		1
PHELPS COUNTY JAIL	1	1	2
SAN JUAN STAGING		1	1
ROBERT A. DEYTON DETENTION FACILITY		1	1
<b>Grand Total</b>	<b>2268</b>	<b>2594</b>	<b>4862</b>



TEST_RESULTS	COVID-19 test positive
CUSTODY	(All)
FACILITY_REPORT	(All)
IHSC_notIHSC	(All)

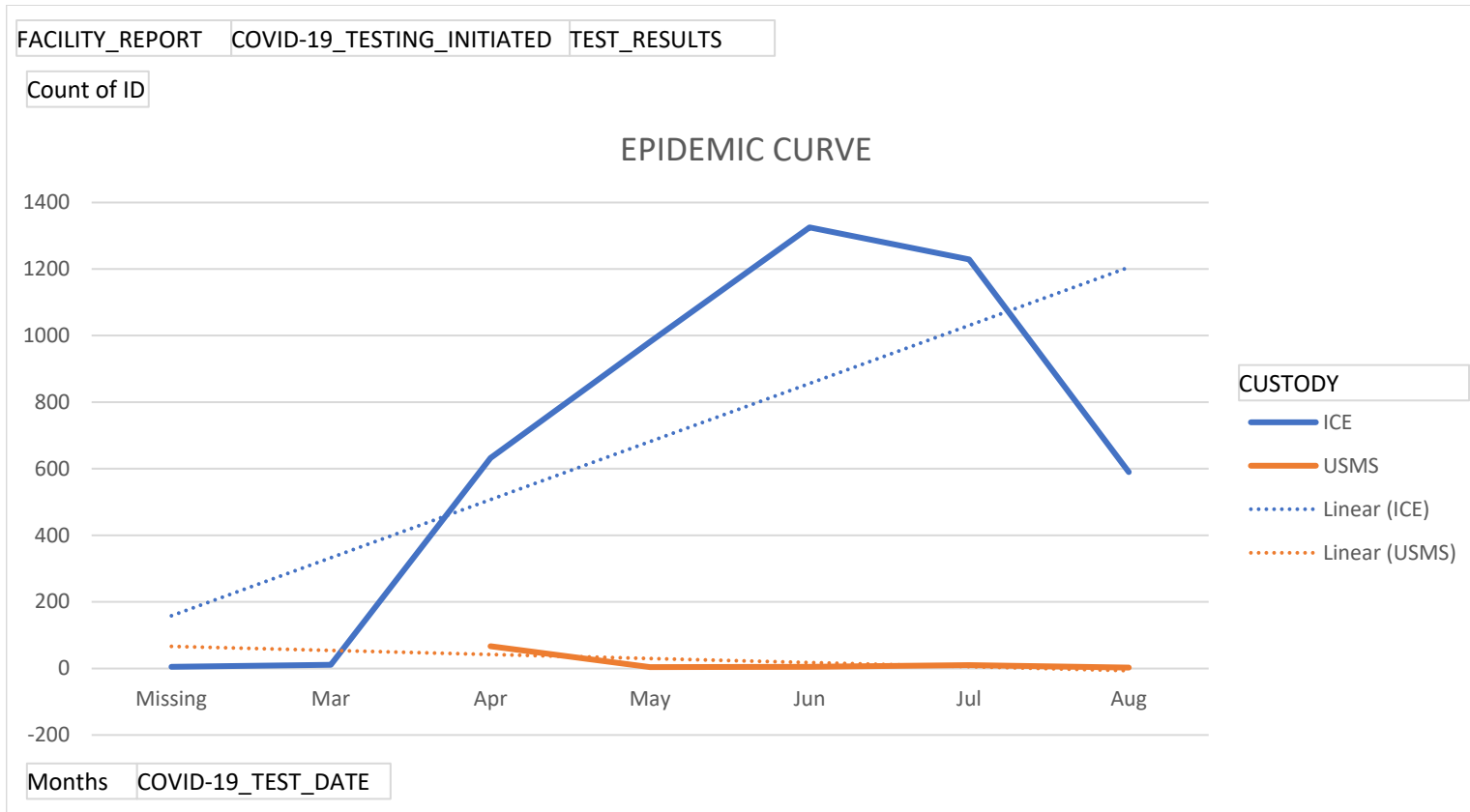
Row Labels	Count of ID
YES_signs or symptoms present	2268
NO_signs or symptoms not present	2594
<b>Grand Total</b>	<b>4862</b>



FACILITY_REPORT	(All)
COVID-19_TESTING_INITIATED	(All)
TEST_RESULTS	COVID-19 test positive

Count of ID	Column Labels		
Row Labels	ICE	USMS	Grand Total
Missing		5	5
Mar		11	11
Apr	632	67	699
May	981	4	985
Jun	1325	5	1330
Jul	1229	10	1239
Aug	590	3	593

<b>Grand Total</b>	<b>4773</b>	<b>89</b>	<b>4862</b>
--------------------	-------------	-----------	-------------

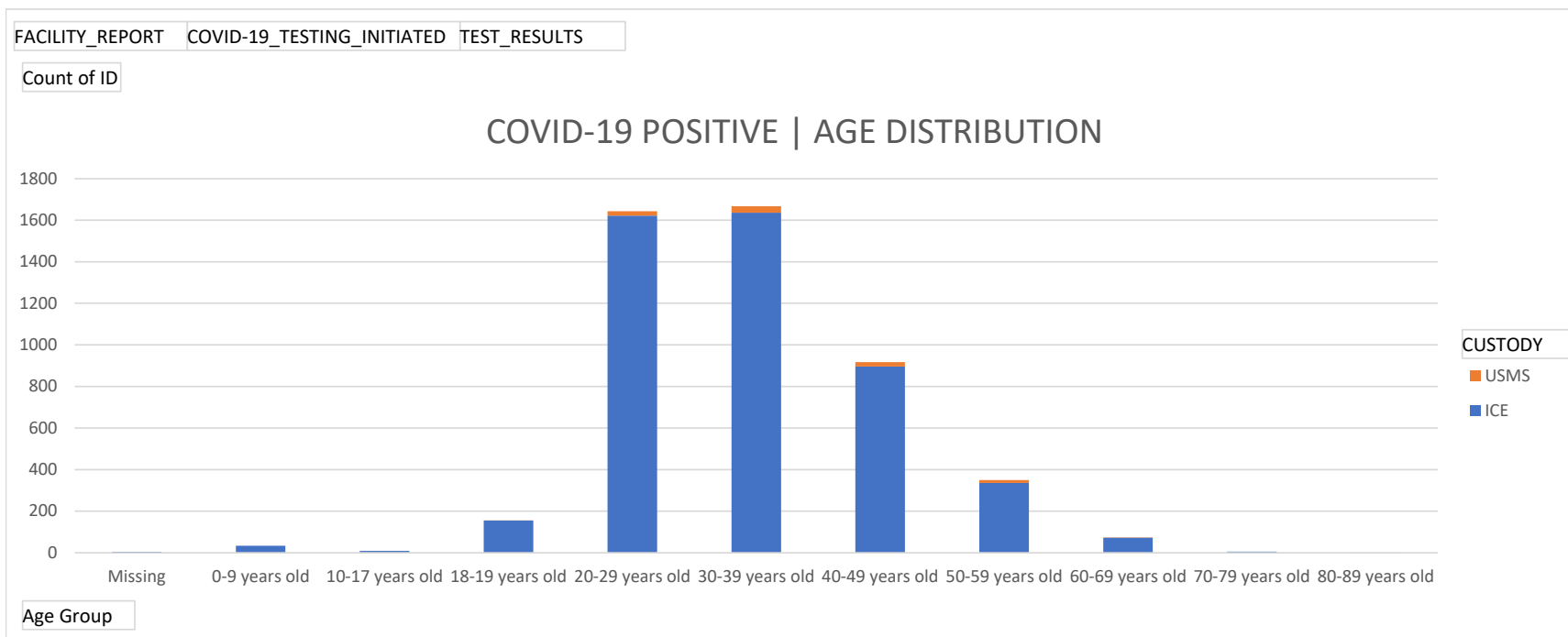


FACILITY_REPORT	(All)
COVID-19_TESTING_INITIATED	(All)
TEST_RESULTS	COVID-19 test positive

Count of ID	Column Labels		
Row Labels	ICE	USMS	Grand Total
Missing		5	5
Mar	11		11
Apr	632	67	699
May	981	4	985
Jun	1325	5	1330
Jul	1229	10	1239
Aug	590	3	593

<b>Grand Total</b>	<b>4773</b>	<b>89</b>	<b>4862</b>
--------------------	-------------	-----------	-------------





FACILITY_REPORT	(All)
COVID-19_TESTING_INITIATED	(All)
TEST_RESULTS	COVID-19 test positive

Count of ID Row Labels	Column Labels		
	ICE	USMS	Grand Total
Missing	5	0	5
0-9 years old	34	0	34
10-17 years old	9	0	9
18-19 years old	155	1	156
20-29 years old	1622	21	1643
30-39 years old	1636	31	1667
40-49 years old	896	21	917
50-59 years old	336	14	350
60-69 years old	73	1	74
70-79 years old	6	0	6
80-89 years old	1	0	1
<b>Grand Total</b>	<b>4773</b>	<b>89</b>	<b>4862</b>

FACILITY_REPORT	(All)		
COVID-19_TESTING_INITIATED	(All)		
CUSTODY	(All)		

Count of ID	Column Labels				
Row Labels	Sent to ER and admitted	Sent to ER pending evaluation	Sent to ER and returned to facility	No	Grand Total
COVID-19 test positive	104	4	60	4694	4862
<b>Grand Total</b>	<b>104</b>	<b>4</b>	<b>60</b>	<b>4694</b>	<b>4862</b>

**Cumulative Summary: ICE Detainees (and USMS Prisoners at Otay) Tested Positive for COVID-19 by Isolation or Monitoring Status AND Reported to IHSC | IHSC-Staffed Facilities, by Facility, Isolation or Monitoring Status,**

TEST_RESULTS	COVID-19 test positive
CUSTODY	(All)
AOR	(All)

Count	Isolation or Monitoring Status		Currently under isolation or monitoring Total	Released from isolation or monitoring		Released from isolation or monitoring Total	Died in Custody YES_signs or symptoms present	Died in Custody Total	Grand Total
	Currently under isolation or monitoring	Currently under isolation or monitoring		Released from isolation or monitoring	Released from isolation or monitoring				
	YES_signs or symptoms present	NO_signs or symptoms not present		YES_signs or symptoms present	NO_signs or symptoms not present				
<b>Facility</b>									
<b>IHSC</b>									
ALEXANDRIA STAGING FACILITY	1	22	23	8	99	107			130
BUFFALO (BATAVIA) SERVICE PROCESSING CENTER				20	29	49			49
CAROLINE DETENTION FACILITY				3	2	5			5
EL PASO SERVICE PROCESSING CENTER	2	6	8	124	43	167			175
ELIZABETH CONTRACT DETENTION FACILITY				18		18			18
ELOY FEDERAL CONTRACT FACILITY		1	1	88	160	248			249
FLORENCE SERVICE PROCESSING CENTER				27	33	60			60
HOUSTON CONTRACT DETENTION FACILITY				55	70	125			125
KROME NORTH SERVICE PROCESSING CENTER	3	17	20	68	76	144			164
LASALLE ICE PROCESSING CENTER (JENA)		4	4	14	6	20			24
MONTGOMERY PROCESSING CENTER (HOUSTON)		1	1	80	126	206			207
OTAY MESA DETENTION CENTER (SAN DIEGO CDF)	2		2	237	18	255	1	1	258
PORT ISABEL				82	51	133			133
SOUTH TEXAS FAMILY RESIDENTIAL CENTER (DILLEY)		1	1	1	2	3			4
SOUTH TEXAS ICE PROCESSING CENTER (PEARSALL)	20	2	22	72	72	144			166
TACOMA ICE PROCESSING CENTER (NORTHWEST DET C	1	3	4	1	7	8			12
<b>non-IHSC</b>									
ADAMS COUNTY CORRECTIONAL CENTER	6	1	7	34	2	36			43
ADELANTO ICE PROCESSING CENTER		2	2	3	8	11			13
ALLEN PARISH DETENTION CENTER	9		9		1	1			10
BAKER COUNTY SHERIFF'S OFFICE				2	1	3			3
BERGEN COUNTY JAIL		2	2	2		2			4
BLUEBONNET DETENTION FACILITY				81	215	296			296
BRISTOL COUNTY DETENTION CENTER				1		1			1
BROWARD TRANSITIONAL CENTER	2	30	32	16	43	59			91
CALHOUN COUNTY CORRECTIONAL CENTER	1	4	5	4	3	7			12
CATAHOULA CORRECTIONAL CENTER	5	9	14	78	24	102			116
CCA FLORENCE CORRECTIONAL CENTER		1	1	16	2	18			19
CHARLESTON COUNTY DETENTION CENTER	1	1	2						2
CHASE COUNTY DETENTION FACILITY	1	37	38		2	2			40
CIBOLA COUNTY CORRECTIONAL CENTER				1		1			1

TEST_RESULTS	COVID-19 test positive
CUSTODY	(All)
AOR	(All)

Count	Isolation or Monitoring Status		Currently under isolation or monitoring Total	Released from isolation or monitoring		Released from isolation or monitoring Total	Died in Custody	Died in Custody Total	Grand Total
	Currently under isolation or monitoring			Released from isolation or monitoring					
	YES_signs or symptoms present	NO_signs or symptoms not present		YES_signs or symptoms present	NO_signs or symptoms not present				
<b>Facility</b>									
COLUMBIA CARE CENTER	1		1						1
DENVER CONTRACT DETENTION FACILITY		7	7	3	14	17			24
EL VALLE DETENTION FACILITY	5	23	28	1		1			29
ESSEX COUNTY JAIL				3	5	8			8
ETOWAH COUNTY JAIL (AL)	19		19	3		3			22
FOLKSTON ICE PROCESSING CENTER (D. RAY JAMES)	2	18	20	13	28	41			61
FRANKLIN COUNTY JAIL AND HOUSE OF CORRECTIONS				1	6	7			7
FREEBORN COUNTY ADULT DETENTION CENTER				1	1	2			2
GLADES COUNTY DETENTION CENTER		10	10	49	92	141	1	1	152
HENDERSON DETENTION CENTER	7	1	8	1		1			9
HUDSON COUNTY JAIL				14		14			14
IAH POLK ADULT DETENTION FACILITY		3	3	16		16			19
IMMIGRATION CENTERS OF AMERICA FARMVILLE	1	1	2	117	219	336	1	1	339
IMPERIAL REGIONAL DETENTION FACILITY				2		2			2
IRWIN COUNTY DETENTION CENTER	2	20	22	9	3	12			34
JACKSON PARISH CORRECTIONAL	4		4	2	1	3			7
JOE CORLEY DETENTION CENTER	1	5	6	23	21	44			50
JOHNSON COUNTY LAW ENFORCEMENT CENTER (TX)	1		1						1
KARNES COUNTY RESIDENTIAL CENTER		7	7	1	66	67			74
KAY COUNTY DETENTION CENTER					1	1			1
LA PALMA		2	2	108	13	121			123
LA STAGING				1		1			1
LARKIN HOSPITAL/LARKIN BEHAVIORAL HEALTH	1	1	2						2
LASALLE OLLA (LA)	12		12	11		11			23
LIMESTONE COUNTY DETENTION CENTER	17	5	22						22
LINCOLN COUNTY DETENTION CENTER					1	1			1
LINN COUNTY JAIL				1	1	2			2
MCHENRY COUNTY JAIL	1	2	3	1		1			4
MESA VERDE ICE PROCESSING CENTER	4	49	53	1	1	2			55
MOORE DETENTION CENTER	8	5	13	3	4	7			20
MORROW COUNTY CORRECTIONAL FACILITY				47	1	48			48
NEVADA SOUTHERN DETENTION CENTER	2	1	3	6	1	7			10
NYE COUNTY JAIL		33	33		4	4			37
OTERO COUNTY PROCESSING CENTER				17	133	150			150
PHELPS COUNTY JAIL		1	1	1		1			2
PIKE COUNTY CORRECTIONAL FACILITY				20	2	22			22
PINE PRAIRIE ICE PROCESSING CENTER				33	31	64			64

TEST_RESULTS	COVID-19 test positive
CUSTODY	(All)
AOR	(All)

Count	Isolation or Monitoring Status		Currently under isolation or monitoring Total	Released from isolation or monitoring		Released from isolation or monitoring Total	Died in Custody YES_signs or symptoms present	Died in Custody Total	Grand Total
	Currently under isolation or monitoring			Released from isolation or monitoring					
	YES_signs or symptoms present	NO_signs or symptoms not present		YES_signs or symptoms present	NO_signs or symptoms not present				
<b>Facility</b>									
POLK COUNTY JAIL				7	5	12			12
PRAIRIELAND DETENTION FACILITY	3	6	9	43	22	65			74
PULASKI COUNTY DETENTION CENTER	3	2	5	42	6	48			53
RICHWOOD CORRECTIONAL CENTER	5	5	10	65		65			75
RIO GRANDE DETENTION CENTER	4	154	158		3	3			161
RIVER CORRECTIONAL CENTER	1	9	10	3	2	5			15
ROBERT A. DEYTON DETENTION FACILITY					1	1			1
ROLLING PLAINS DETENTION CENTER		2	2	10	43	53			55
SAINT CLAIR COUNTY JAIL	2	1	3	8		8			11
SAN JUAN STAGING					1	1			1
SAN LUIS DETENTION CENTER	1	1	2	6	3	9			11
SHERIFF AL CANNON DETENTION CENTER				1		1			1
SOUTH LOUISIANA CORRECTIONAL CENTER	2		2	1		1			3
STEWART DETENTION CENTER	1	20	21	106	46	152	2	2	175
STRAFFORD COUNTY CORRECTIONS				2		2			2
TORRANCE COUNTY DETENTION FACILITY				2	53	55			55
WAKULLA COUNTY JAIL	3	6	9	4	15	19			28
WASHINGTON COUNTY JAIL	1		1	1		1			2
WEBB COUNTY DETENTION CENTER (CCA)		66	66	9	8	17			83
WINN CORRECTIONAL CENTER	16	14	30	119	13	132			162
WYATT DETENTION CENTER				2		2			2
YORK COUNTY PRISON	2	4	6	1	1	2			8
<b>Grand Total</b>	<b>186</b>	<b>628</b>	<b>814</b>	<b>2077</b>	<b>1966</b>	<b>4043</b>	<b>5</b>	<b>5</b>	<b>4862</b>

FACILITY_REPORT	(All)
COVID-19_TESTING_INITIATED	(All)
CUSTODY	(All)
TEST_RESULTS	COVID-19 test positive

Row Labels	Count of ID
CURRENTLY UNDER ISOLATION OR MONITORING	814
RELEASED FROM ISOLATION OR MONITORING	4043
Died in Custody	5
<b>Grand Total</b>	<b>4862</b>