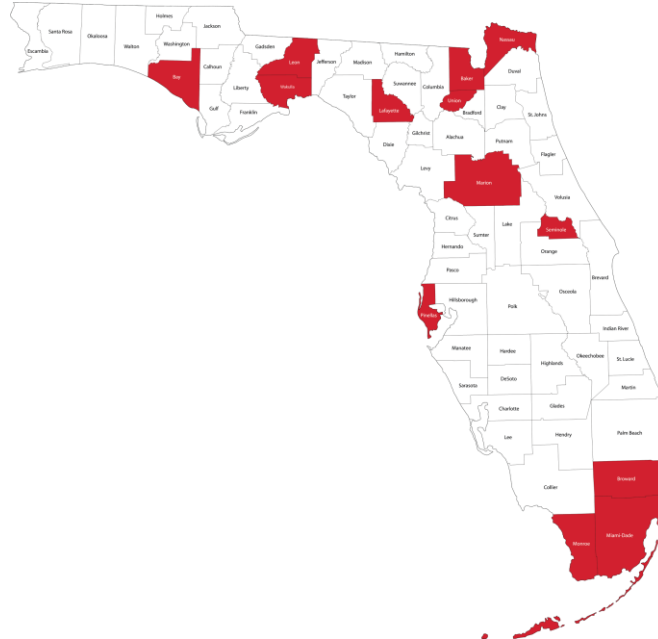


# Stepping Up

**Florida's Top Juvenile Civil Citation Efforts**

*Advocating the Importance of Civil Citation Programs  
While Recognizing Those That Do It Best*



Highlighted counties represent the top-performers in this year's Stepping Up Study (see page 7)

## 2016 Study

CONDUCTED BY



dewey & associates

WITH SUPPORT FROM



SPONSORED BY




Joseph W. &  
Terrell S. Clark



IN CONJUNCTION WITH



# Introduction



When most adults were growing up, common youth misbehaviors – a school fight without injury, vandalizing a bathroom wall, stealing a key chain from a surf shop – resulted in a trip to the principal’s office or a call to parents. Today these common youth misbehaviors can result in being arrested – handcuffed, placed in the backseat of a police car, being fingerprinted, and most importantly being fettered with a criminal misdemeanor record that can create hurdles for youth in their education, employment, housing and loans.

Juvenile civil citations are an alternative to arrest for common youth misbehavior for youth under the age of 18. Youth must take responsibility for their actions and complete a program that involves community service, letters of apology to the victim and law enforcement officer, assessments to determine if youth are at risk to reoffend, and if needed, intervention services such as counseling.

When Florida’s first juvenile civil citation legislation passed in 1990, it made sense to allow widespread discretion in implementation. With a pilot-like approach, each county could decide which common youth misbehavior would be eligible for juvenile civil citations and those offenses that should result in an arrest. Municipalities, law enforcement agencies and school districts could decide whether to participate. At the time, there was limited data on civil citations so it made sense for the law & order entities – sheriffs, police chiefs, state attorneys, chief judges, public defenders – to be prudent and allow civil citations to grow slowly, locally and organically before considering any widespread statewide standardization.

What once made sense no longer makes sense.

There now is overwhelming data that juvenile civil citations generate superior results – increasing public safety, improving youth outcomes, and saving taxpayer money - than arrests for common youth misbehavior. In fact, this year’s study reveals that using arrests more often than civil citation produces more reoffenders who commit more crimes – ultimately decreasing public safety.

A fair question to state and local law makers and policy makers: What value do arrests for civil citation-eligible offenses bring to the community, to the youth offender, and to the taxpayer?



*Stepping Up: Florida’s Top Civil Citation Efforts 2016* is authored by Dewey Caruthers, one of Florida’s top civil citation experts. *Stepping Up* is an annual study in its second year.

**Study Author:**

Dewey Caruthers  
dewey & associates



# Contents // Sponsors

Update from 2015 Stepping Up Study.....	pg. 1
Statewide Juvenile Civil Citation Utilization Rate.....	pg. 4
Community Impact of Using Arrests Rather Than Issuing Civil Citations.....	pg. 4
Florida Juvenile Civil Citation Table.....	pg. 5
Increasing Statewide Juvenile Civil Citation Utilization by 25% and up to 75%.....	pg. 6
Florida’s Top Juvenile Civil Citation Efforts.....	pg. 7
By County	
By School District	
By Law Enforcement	
Key Findings.....	pg.11
Recommendations.....	pg. 17
Update on 2015 Recommendations.....	pg. 21
National Comparison of State Civil Citation / Pre-Arrest Diversion Efforts.....	pg. 26
Comparison of State Statutes	
Comparison of Data Reporting	
Stepping Up Badge for Top-Performers.....	pg. 30
The Teenage Brain and Common Youth Misbehavior.....	pg. 30
The Facts on Juvenile Records Expunction.....	pg. 30
Appendix A: Full Lists by County, School District, Law Enforcement Agency.....	pg. 31
Appendix B: Overview of Florida Civil Citations.....	pg. 40

**Stepping Up County Reports**, which provide reporting of the performance of the county, school district and law enforcement agencies, are available at [www.iamforkids.org](http://www.iamforkids.org). Also provided is the community impact – increases in public safety resources and reductions of arrests - of increased civil citation utilization.

WITH SUPPORT FROM



SPONSORED BY  
Joseph W. &  
Terrell S. Clark



IN CONJUNCTION WITH



# 1

## Stepping Up: Florida's Top Juvenile Civil Citation Efforts 2016

*Civil citations increase public safety, improve youth outcomes and save taxpayer money.*



*Civil citation utilization is the percent eligible issued a civil citation*

## Update from 2015 Stepping Up Study

The 2015 Stepping Up study showed juvenile civil citations increase public safety, improve youth outcomes and save taxpayer money. Civil citations increase public safety via lower recidivism rates and through cost-savings that are seamlessly reinvested into public safety resources to prevent and handle felonies. Civil citations improve youth outcomes because youth are able to face a future without a criminal misdemeanor record. Civil citations save lots of taxpayer money because it is more expensive to arrest a youth than issue a civil citation.

This year's study shows – in more depth and with more data -- these outcomes continue.

Moreover, new data reveals that arresting juveniles instead of issuing civil citations produces more reoffenders, running counter to the overarching public safety goal of reducing crime.

### New Recidivism Data: Juvenile Civil Citations Outperform Arrests at Preventing Recidivism

New juvenile civil citation recidivism data available this year better informs the conversation.

First, there now is data that directly compares the recidivism of juvenile civil citations to that of post-arrest diversion programs only for civil citation-eligible offenses, according to the Florida Department of Juvenile Justice (FLDJ). Data from previous years compared juvenile civil citation recidivism to all misdemeanor post-arrest diversions. This year's data shows recidivism for juvenile civil citation is 5%, compared to post-arrest diversion programs for civil citation-eligible offenses at 9%.

**38%**

Statewide juvenile civil citation rate  
FY 2013-2014

**43%**

Statewide juvenile civil citation rate  
FY 2014-2015

**5%**

Statewide juvenile civil citation  
increase from last fiscal year

## Stepping Up: Florida’s Top Juvenile Civil Citation Efforts 2016

### Update from Last Year’s Study (cont.)

Said another way, arrests which lead to diversion programs perform poorly when directly weighed against civil citations for the same offenses.

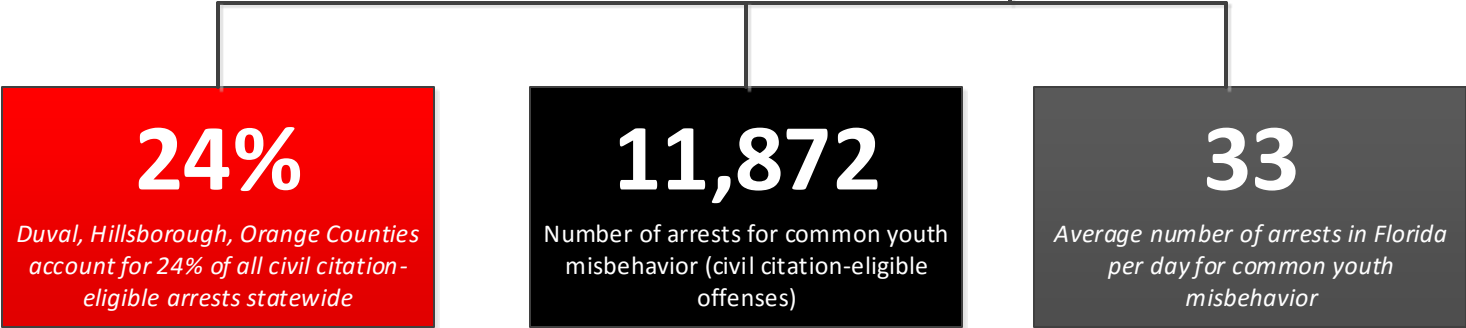

Second, data is available for recidivism by offense category, which shows arrests generate at least twice the recidivism rate for seven of the nine most common offenses. For instance, the recidivism rate for vandalism is three percent for civil citation and nine percent for post-arrest diversion.

#### Key Findings

The statewide juvenile civil citation utilization rate increased by five percent from 38% in fiscal year (FY) 2013-2014 to 43% in FY 2014-2015. This falls exponentially short of last year’s study which recommended that Florida increase statewide utilization by a modest 25%. If that goal had been met, it would have generated an increase of \$19.7 million to \$61.8 million in public safety resources, and a 40% reduction in arrests for common youth misbehavior.

Impacting this sluggish utilization growth is the performance in three Florida Counties – Duval, Hillsborough, Orange – that comprised approximately one-quarter (24%) of all arrests statewide (for a total of 2,860 arrests) in FY 2014-2015. The three counties represent 18% of the state’s population. But the size of a county does not necessarily indicate high youth arrest rates for civil citation-eligible offenses. For instance, Broward, Miami-Dade and Palm Beach counties represent 30% of the state’s population but only 9% of civil citation eligible-arrests (for a total of 1,105).

*Statewide utilization growth was sluggish, increasing by only 5%.*



# 3

## Stepping Up: Florida's Top Juvenile Civil Citation Efforts 2016

*There was an uptick in the number of counties and school districts that do NOT utilize civil citation and always arrest for common youth misbehavior.*

## Update from Last Year's Study (cont.)

Further weighing down utilization growth is an uptick in the number of counties and school districts with zero utilization, which means law enforcement always arrest and did not issue any civil citations. In last year's study there were 16 school districts with zero utilization, and this year there are 21; and last year's study showed 11 counties (of 67) with zero utilization and this year 13. However, there was positive movement among law enforcement agencies: In last year's study there were 191 with zero utilization and in this year's study the number dropped to 159.



# 4

*Number of counties with a utilization rate of 75% or more in FY 2014-2015*

Unequal justice by geography continues. Common youth misbehavior eligible for juvenile civil citations can vary per county, per city and per agency. This means two youth committing the same exact civil citation-eligible offense can result in one being issued a civil citation and the other being arrested.

# 14

*Number of school districts with a utilization rate of 75% or more in FY 2014-2015*

Dismissals and no sanction increased slightly by one percent from 20% FY 2013-2014 to 21% FY 2015-2016, growing to a total of 2,489. Dismissals are cases where youth are arrested but not prosecuted. Cases dismissed without action may not require the youth to take responsibility for the offense, may not provide a consequence for youth, and may not provide resources to the youth to prevent reoffending. The process also leaves intact an arrest record for the youth.

# 78

*Number of law enforcement agencies with a utilization rate of 75% or more in FY 2014-2015*

## Statewide Juvenile Civil Citation Utilization Rate

The statewide juvenile civil citation utilization rate increased by five percent from 38% in fiscal year (FY) 2013-2014 to 43% in FY 2014-2015. This 5% utilization increase is similar to previous year's increases – there was a 7% increase in utilization in each of the two previous years from 2012-2013 and 2011-2012.

Based on the average upward trend of six percent since 2011-2012, if this trend continues it will be the year 2023 before juvenile civil citation utilization reaches the reachable 90 percent range, being met by several counties.



## Stepping Up: Florida's Top Juvenile Civil Citation Efforts 2016

*Youth arrested for common youth misbehavior are twice as likely to reoffend than if issued a civil citation.*

## Community Impact of Using Arrests Rather Than Juvenile Civil Citations

**Arrests decrease public safety:** Arrests for common youth misbehavior take valuable resources away from preventing and handling felonies like violent crimes.

**Arrests generate more crime:** Youth arrested for common youth misbehavior are more likely – often twice as likely – to reoffend than if issued a civil citation.

**Youth's futures are diminished:** Youth are harmed in considerable ways for many years – education, housing, employment, loans – by arrest records for common youth misbehavior.

# 13

*Number of counties with a zero % utilization rate in FY 2014-2015*

# 21

*Number of school districts with a zero % utilization rate in FY 2014-2015*

# 159

*Number of law enforcement agencies with a zero % utilization rate in FY 2014-2015*

Civil citation utilization is the percent eligible issued a civil citation. SOURCE: Florida Dept. of Juvenile Justice Civil Citation Dashboard July 2014 through June 2015. NOTE: Utilization rates are based on all statewide eligible offenses, not based on eligible offenses per county. NOTE: Civil citation reporting includes other juvenile prearrest diversion efforts operated under a different name.

## State Civil Citation Utilization

(all 67 counties)

<i>Utilization:</i>	43%
<i>Eligible Youth:</i>	20,833
<i>Arrested:</i>	11,872
<i>Issued Civil Citation:</i>	8,961

## State Civil Citation Utilization by School District

(all 67 counties)

<i>Utilization:</i>	55%
<i>Eligible Youth:</i>	5,436
<i>Arrested:</i>	2,436
<i>Issued Civil Citation:</i>	3,000

### RRI: 2.27

Relative Rate Index (RRI) is a means of comparing the rates of juvenile justice contact experienced by different groups of youth, according to the Office of Juvenile Justice and Delinquency Prevention (OJJDP). The RRI above represents arrest rate for white youth with the arrest rate for black youth. The RRI does not necessarily imply racial bias in the arrest process. There could be many reasons other than racial bias that produced this racial disparity at arrest (e.g., different levels of delinquency behavior by white juveniles and black juveniles). All the RRI can say is that disparity exists and additional exploration is needed to determine the source of the bias, according to OJJDP.

## State Civil Citation Utilization by Race

(all 67 counties)

	<u>Arrest %</u>	<u># Arrested</u>	<u>Civil Citation %</u>
<i>Black:</i>	56%	4,182	44%
<i>Hispanic:</i>	50%	1,857	50%
<i>Other:</i>	60%	111	40%
<i>White:</i>	60%	5,722	40%

## State Civil Citation Utilization by Gender

(all 67 counties)

	<u>Arrest %</u>	<u># Arrested</u>	<u>Civil Citation %</u>
<i>Male:</i>	57%	7,096	43%
<i>Female:</i>	57%	4,776	43%

## Dismissals = 21%

(all 67 counties)

### 2,489 cases dismissed

Dismissals are cases where the youth was arrested but not prosecuted nor required to participate in any diversion program. Cases dismissed without action do not require the youth to take responsibility for the offense, do not provide a consequence for youth, and do not provide resources to the youth to prevent reoffending. Please note, there may be cases where the arrested youth receives services contingent upon the case being dismissed, and these cases are not reported.

## State Civil Citation Utilization and the School-to-Prison Pipeline


(black males in all 67 counties)

	<u>Arrest %</u>	<u># Arrested</u>	<u>Civil Citation %</u>
<i>Black Male School-Based:</i>	47%	619	53%
<i>Black Male Community-Based:</i>	59%	1,863	41%

The school-to-prison pipeline is a term for the national trend where children are funneled out of public schools and into the juvenile and criminal justice systems. Students of color – particularly black males – are especially vulnerable to the pipeline that may begin with arrests for common youth misbehavior and leads to continued contact with law enforcement and further arrests.



# Stepping Up: Florida’s Top Juvenile Civil Citation Efforts 2016



Civil citation utilization is the percent of eligible youth issued a civil citation.

## Increasing Statewide Utilization by 25%

Increasing statewide utilization of juvenile civil citations in Florida by 25 percent will result in \$16,208,516 to \$50,978,933 of “law and order” resources available to prevent and handle felonies (the range accounts for youth being diverted before being processed through the entire criminal justice system); and a reduction of 44% in arrests for common youth misbehavior, which would account for 5,208 youth not arrested. Financial calculations based on studies are presented on page 41.

A 25% increase was identified in the 2015 Stepping Up study as a moderate goal that all counties, school districts and law enforcement agencies with low utilization rates are capable of accomplishing in one year.

**25%**

**Increase Civil Citation Utilization Statewide =**

*Reduction in Arrests for common youth misbehavior: 44%  
Increase in public safety resources: \$16 million-\$51 million  
Youth not arrested: 5,208*

## Increasing Statewide Utilization up to 75%

Florida increasing statewide utilization of juvenile civil citations up to 75% (total utilization) will result in \$19,847,410 to \$62,423,960 in “law and order” resources available to prevent and handle felonies; and a reduction of 56% percent in arrests for common youth misbehavior, which would account for 6,663 youth not being arrested. Financial calculations based on studies presented on page 41.

Increasing utilization up to 75% is a reasonable public policy goal – in Florida today, four counties, 14 school districts, and 78 law enforcement agencies have rates that reach or exceed 75%.

**75%**

**Increase Civil Citation Utilization Statewide up to =**

*Reduction in Arrests: 84%  
Increase in public safety resources: \$20 million-\$62 million  
Youth not arrested: 6,663*

## Florida's Top Civil Citation Efforts: By COUNTY

This study classifies Florida counties into three divisions based on the number of civil citation-eligible youth, which allow for fairer comparisons.

- Division One counties with 100 or more eligible youth
- Division Two counties with 31-99 eligible youth
- Division Three counties with 30 or less eligible youth.

The tables below use data from the 2014-2015 Florida DJJ Civil Citation Dashboard and rank the top 20 percent of counties with the highest civil citation utilization rates per division.

## Stepping Up: Florida's Top Juvenile Civil Citation Efforts 2016

### Top 20% Civil Citation Utilization by COUNTY

#### DIVISION ONE

*(of 35 counties with 100 or more eligible youth)*

1.	Dade County	91%
2.	Pinellas County	82%
3.	Broward County	68%
4.	Bay County	66%
5.	Leon County	62%
6.	Seminole County	62%
7.	Marion County	59%

Mean = 38% / Median = 37%

### Top 20% Civil Citation Utilization by COUNTY

#### DIVISION TWO

*(of 15 counties with 31-99 eligible youth)*

1.	Monroe County	80%
2.	Baker County	61%
3.	Nassau County	44%

Mean = 24% / Median = 18%

### Top 20% Civil Citation Utilization by COUNTY

#### DIVISION THREE

*(of 17 counties with 30 or less eligible youth)*

1.	Union County	77%
2.	Wakulla	61%
3.	Lafayette County	50%

Mean = 16% / Median = 0%

## Florida's Top Civil Citation Efforts: By SCHOOL DISTRICT

This study classifies Florida school districts into three divisions based on the number of civil citation-eligible youth, which allow for fairer comparisons.

- Division One counties with 100 or more eligible youth
- Division Two counties with 31-99 eligible youth
- Division Three counties with 30 or less eligible youth.

The tables below use data from the 2014-2015 Florida DJJ Civil Citation Dashboard and rank the top 20 percent of school districts with the highest civil citation utilization rates per division.

### Top 20% Civil Citation Utilization by SCHOOL DISTRICT

#### DIVISION ONE

*(of 22 counties with 100 or more eligible youth)*

1.	Dade County	92%
2.	Palm Beach County	84%
3.	Pinellas County	84%
4.	Lee County	82%

Mean = 59% / Median = 68%

### Top 20% Civil Citation Utilization by SCHOOL DISTRICT

#### DIVISION TWO

*(of 17 districts with 31-99 eligible youth)*

1.	Monroe County	97%
2.	Nassau County	77%
3.	Bay County	68%

Mean = 50% / Median = 51%

### Top 20% Civil Citation Utilization by SCHOOL DISTRICT

#### DIVISION THREE

*(of 28 districts with 30 or less eligible youth)*

1.	Lafayette County	100%
1.	Union County	100%
3.	Baker County	92%
4.	Wakulla County	92%
5.	Okaloosa County	62%
6.	Citrus County	50%
7.	Jefferson County	40%
8.	Columbia County	32%

Mean = 21% / Median = 0%

## Stepping Up: Florida's Top Juvenile Civil Citation Efforts 2016

## Florida's Top Civil Citation Efforts: By LAW ENFORCEMENT AGENCY

This study classifies Florida law enforcement agencies into three divisions based on the number of civil citation-eligible youth, which allow for fairer comparisons.

- Division One counties with 100 or more eligible youth
- Division Two counties with 31-99 eligible youth
- Division Three counties with 30 or less eligible youth.

The tables below use data from the 2014-2015 Florida DJJ Civil Citation Dashboard and rank the top 20 percent of law enforcement agencies with the highest civil citation utilization rates per division.

## Stepping Up: Florida's Top Juvenile Civil Citation Efforts 2016

### Top 20% Civil Citation Utilization by LAW ENFORCEMENT AGENCY

#### DIVISION ONE

*(of 62 agencies with 100 or more eligible youth)*

1.	Miami-Dade Police (Dade Co.)	99%
2.	Homestead Police (Dade Co.)	95%
3.	Pinellas Park Police (Pinellas Co.)	93%
4.	Dade Co. Public Schools (Dade Co.)	91%
5.	St. Petersburg Police (Pinellas Co.)	90%
6.	Miami Police (Dade Co.)	89%
7.	Pembroke Pines Police (Broward Co.)	88%
8.	Altamonte Springs Police (Seminole Co.)	86%
9.	Palm Beach Co. School Police (Palm Bch Co.)	85%
10.	Metro-Dade Police (Dade Co.)	82%
11.	Broward County Sheriff (Broward Co.)	81%
12.	Pinellas County Sheriff (Pinellas Co.)	75%

[Mean = 50% / Median = 55%]

### Top 20% Civil Citation Utilization by LAW ENFORCEMENT AGENCY

#### DIVISION TWO

*(of 59 agencies with 31-99 eligible youth)*

1.	Sweetwater Police (Dade Co.)	100%
2.	Aventura Police (Dade Co.)	98%
3.	Hialeah Police (Dade Co.)	97%
4.	Doral Police (Dade Co.)	96%
5.	North Miami Police (Dade Co.)	96%
6.	Hialeah Gardens Police (Dade Co.)	93%
7.	North Miami Beach Police (Dade Co.)	91%
8.	Largo Police (Pinellas Co.)	89%
9.	Palm Beach Police (Palm Beach Co.)	85%
10.	Coconut Creek Police (Broward Co.)	84%
11.	Monroe Co. Sheriff (Monroe Co.)	78%
12.	Miami Gardens Police (Dade Co.)	74%

[Mean = 38% / Median = 30%]

**Top 20% Civil Citation  
Utilization by LAW ENFORCEMENT  
AGENCY**

*DIVISION THREE*

*(of 254 agencies with 30 or less eligible youth)*

1.	Florida City Police (Dade Co.)	100%
1.	Kenneth City Police (Pinellas Co.)	100%
1.	Florida Highway Patrol-Troop A (Jackson Co.)	100%
1.	Coral Gables Police (Dade Co.)	100%
1.	Florida Game & Fresh Water Fish (Leon Co.)	100%
1.	Miami Shores Police (Dade Co.)	100%
1.	Gulf Breeze Police (Santa Rosa)	100%
1.	Juno Beach Police (Palm Beach Co.)	100%
1.	State Attorney's Office (Monroe Co.)	100%
1.	Pinecrest Police (Dade Co.)	100%
1.	Pasco Co. Clerk of Circuit Court (Pasco Co.)	100%
1.	Treasure Island Police (Pinellas Co.)	100%
1.	Seminole JAC (Seminole Co.)	100%
1.	Brevard Community College (Brevard Co.)	100%
1.	North Bay Village Police (Dade Co.)	100%
1.	Sunny Isles Police (Dade Co.)	100%
1.	Apalachicola Police (Franklin Co.)	100%
1.	Atlantis Police (Palm Beach Co.)	100%
1.	Manalapan Public Safety Dept. (Palm Beach Co.)	100%
1.	State Attorney's Office (Suwannee Co.)	100%
1.	Baker Co. Clerk of Circuit Court (Baker Co.)	100%
1.	Dept. of Agriculture & Consumer Svcs. (Bay Co.)	100%
1.	Marine Patrol-Titusville (Brevard Co.)	100%
1.	Melbourne Beach Police (Brevard Co.)	100%
1.	El Portal Police (Dade Co.)	100%
1.	Florida Intl. University (Dade Co.)	100%
1.	Golden Beach Police (Dade Co.)	100%
1.	Key Biscayne Police (Dade Co.)	100%
1.	Miami-Dade Police-Hammocks (Dade Co.)	100%
1.	Miami-Dade Police-Northside	100%
1.	Miami-Dade Police-Palmetto Bay	100%
1.	DJJ Youth Custody Officer (Duval)	100%
1.	Escambia Co. Clerk of Court (Escambia Co.)	100%
1.	Public Defender's Office (Lake Co.)	100%
1.	Windermere Police (Orange Co.)	100%
1.	15 <sup>th</sup> Circuit-Juvenile Justice (Palm Beach Co.)	100%
1.	Juvenile Services Program (Pinellas Co.)	100%
1.	Seminole Community College (Seminole Co.)	100%
1.	7 <sup>th</sup> Circuit-Juvenile Justice (Volusia Co.)	100%
40.	Opa Locka Police (Dade Co.)	95%
41.	South Miami Police (Dade Co.)	92%
42.	Gulfport Police (Pinellas Co.)	89%
43.	DBPR (Leon Co.)	88%
44.	Tarpon Springs Police (Pinellas Co.)	88%
45.	DBPR (Bay Co.)	88%
46.	Pinellas Co. School Police (Pinellas Co.)	88%
47.	Port Richey Police (Pasco Co.)	87%
48.	Vero Beach Police (Indian River Co.)	86%
49.	Key West Police (Monroe Co.)	83%
50.	Neptune Beach Police (Duval Co.)	80%
51.	Lady Lake Police (Lake Co.)	77%
51.	Union Co. Sheriff (Union Co.)	77%
53.	Parker Police (Bay Co.)	75%
53.	Duval Co. Clerk of Court (Duval Co.)	75%
53.	Indian Shores Police (Pinellas Co.)	75%

[Mean = 30% / Median = 0%]

**Stepping Up:  
Florida's Top  
Juvenile  
Civil Citation  
Efforts 2016**

## Stepping Up: Florida's Top Juvenile Civil Citation Efforts 2016

*The data now shows conclusively that civil citations increase public safety.*

### Key Findings

**Key Finding 1: Civil citations continue to increase public safety, improve youth outcomes, and save taxpayer money.**

The 2015 study revealed juvenile civil citations increase public safety, improve youth outcomes and save taxpayer money. This year's study shows – in more depth and with more data - these trends continue.

#### Civil Citation Increase Public Safety

Youth issued civil citations have better outcomes than youth arrested for civil citation-eligible offenses. The recidivism rate for youth issued civil citations is five percent, while youth arrested and completing post-arrest diversion programs have a rate of nine percent, according to the Florida Department of Juvenile Justice Briefing Report: Civil Citation Effectiveness Review. This is the first reporting of civil citation recidivism compared to post-arrest diversion only for civil citation-eligible offenses. Previous data available compared civil citation recidivism to all misdemeanor post-arrest diversions.

The recidivism rate for civil citation is 5%, while youth arrested for civil citation-eligible offenses who complete post-arrest diversion programs have a rate of 9%.



## Stepping Up: Florida's Top Juvenile Civil Citation Efforts 2016

*Youth arrested for common youth misbehavior face many hurdles in pursuing college, housing, employment and loans.*



### Key Findings (cont.)

#### Civil Citations Improve Youth Outcomes

There were 8,961 civil citations issued in FY 2014-2015, providing each of the youth with the opportunity to pursue their futures without an arrest record. This represented 822 more civil citations than the previous year – also taking into account there were 534 fewer eligible youth this year. Fewer eligible youth could mean there were fewer youth offenders, or that law enforcement that confronted youth offenders chose not to arrest or issue a civil citation – likely providing a lecture and letting them go.

There were 11,872 arrests for common youth misbehavior in FY 2014-2015. While this number represents 1,356 fewer arrests than last year, it's important to note there were 534 fewer eligible youth this year.

Youth arrested will be required to report their arrest record on applications for college and vocational school, housing, loans and other such factors that shape and determine success and quality of life.

Moreover, for many youth this first contact with law enforcement - an arrest - often pushes them deeper into the juvenile justice system. The data shows issuing a civil citation makes it less likely these youth will reoffend, and less likely they will dive deeper into the system.

**Youth arrested are fingerprinted and photographed; may be questioned by police without a parent or attorney being notified or present; and may be asked during intake private, personal information without a parent present.**

## Stepping Up: Florida's Top Juvenile Civil Citation Efforts 2016

*Civil citations save taxpayer money that is seamlessly reinvested into preventing and handling serious crimes like violent felonies.*

### Key Findings (cont.)

#### Civil Citations Save Taxpayer Money

The 8,961 civil citations issued in FY 2014-2015 generated a range of taxpayer savings of \$13,145,787 to \$41,346,054. The range accounts for youth being diverted before processing through the entire criminal justice system, which often occurs even in misdemeanor arrests.

If not more important than taxpayer savings, this range of dollars represents an amount of money that is seamlessly invested into preventing and handling serious crimes like violent felonies. This means law enforcement in Florida was able to invest an additional \$13 million to \$41 million into preventing and handling felonies – without relying on increased taxes or other government spending, or siphoning money away from other law and order priorities.

What taxpayer doesn't want to see resources increased to handle and prevent violent felonies without increasing taxes or government spending, or siphoning money away from other law & order resources?





## Stepping Up: Florida's Top Juvenile Civil Citation Efforts 2016

### Key Findings (cont.)

**Key Finding 2: Juvenile civil citations have superior recidivism rates by offense.**

Recidivism rates for arrests fare poorly when compared directly to the utilization of civil citations. For example, when comparing nine of the most common youth related offenses, arrests resulted in at least double the recidivism rate for seven of those offenses (shown below).

This is the first reporting of recidivism by offense category – comparing civil citation recidivism to post-arrest diversion recidivism for civil citation-eligible offenses.

<b>Offense Category (Civil Citation-eligible)</b>	<b>Civil Citation Recidivism Rate</b>	<b>Post-Arrest Diversion Recidivism Rate</b>
Petit theft	3%	7%
Assault and/or battery (non-aggravated)	5%	12%
Drug offenses (marijuana-related)	5%	10%
Loitering and prowling	5%	21%
Trespassing	6%	16%
Obstruction of justice	7%	15%
Vandalism	3%	9%
Disorderly conduct	5%	8%
Alcohol offenses	2%	3%

SOURCE: Florida Dept. of Juvenile Justice Briefing Report: Civil Citation Effectiveness Review



**Civil citations are at least twice as effective at reducing recidivism in 7 of the 9 most common offenses.**

## Stepping Up: Florida's Top Juvenile Civil Citation Efforts 2016

*Unequal justice by geography means youth committing the exact same offense are treated differently based on where they are located.*



### Key Findings (cont.)

**Key Finding 3: Common youth misbehavior eligible for juvenile civil citations can vary per county, per city and per agency - creating geographical unequal justice.**

Far too often, whether youth are arrested or issued a civil citation depends on the county or city where a youth is located when committing the offense, as well as the law enforcement agency that confronts her/him.

Five Florida counties have not put in place civil citation efforts (Bradford, Calhoun, Gulf, Hardee, Washington), one county is in the start-up process (Taylor), and 61 have civil citation efforts, according to FY 2014-2015 data. Of the 61 counties that utilize civil citations, eligible offenses vary by county - one county may include eight offenses, while another county 15 or more. Both instances create scenarios where two youth committing the same offense but in different counties may be treated differently - one being arrested while the other may be issued a civil citation.

In addition, some counties are using civil citations but have municipalities situated within them that don't utilize civil citations. This creates another scenario: Two youth committing the same offense, but in different cities or the unincorporated areas of the same county - may be treated differently with one arrested while the other may be issued a civil citation.

Furthermore, the eligible offenses vary by law enforcement agency. A municipal police department may include offenses the county sheriff does not. This scenario has two youth committing the same offense, but confronted by different law enforcement officers - one a sheriff deputy and the other a city police officer - who may treat the youth differently with one being arrested while the other receives a civil citation.

**Will your child be arrested or issued a civil citation for common youth misbehavior? It can vary by county, by city, and by law enforcement agency.**

## Key Findings (cont.)

Further convoluting these real life scenarios, in some counties civil citations are offered only on school grounds (but not elsewhere off school grounds in the community). Yet another example of unequal justice: Two youth committing the same offense – one at school and the other off school grounds – may be treated differently.

The consequences of unequal justice can be severe: some youth are arrested and negatively impacted for possibly the remainder of their lives (and worth noting are statistically more likely to reoffend); and the others embrace a future without an arrest record (and are less likely to commit another crime).

### **Key Finding 4: Three Florida counties comprised approximately one quarter of all arrests statewide.**

Three counties with large metro-area populations had low utilization rates for FY 2014-15: Duval/Jacksonville, Hillsborough/Tampa, Orange/Orlando. Duval and Hillsborough each have a juvenile civil citation utilization rate of only 32 percent, and Orange 17 percent. The arrests for these three counties - totaling nearly 3,000 - comprises 24 percent of all the state's arrests for common youth misbehavior.

Two of the three continue heading in in the wrong direction in 2016: From January – May Duval has an average rate of 28% and Hillsborough 29%, an actual drop from the previous year. Heading in the right direction, however, is Orange County, which has nearly tripled its utilization rate to an average rate of 44% for the five-month period.

## Stepping Up: Florida's Top Juvenile Civil Citation Efforts 2016

# 24%

Duval, Hillsborough and Orange Counties accounted for 24% of all civil citation-eligible arrests in Florida.

The data shows Duval and Hillsborough counties moving in the wrong direction with juvenile civil citations.

## Stepping Up: Florida's Top Juvenile Civil Citation Efforts 2016

*Low-performing jurisdictions should increase their utilization rates quickly and dramatically if they hope to show that there is no need to remove law enforcement discretion.*

### Recommendations

**Recommendation 1: In those rare and exceptional circumstances for using an arrest rather than a civil citation, law enforcement should document, justify and have supervisory approval.**

The use of civil citations is based on the understanding that children should not be arrested for youthful misbehavior, especially when an arrest can have lifelong, harmful consequences and only increases the chances that a child will re-offend in the future.

For this reason, when a child's misbehavior meets the criteria to receive a civil citation in lieu of arrest, that child should as a matter of practice receive a civil citation. The arrest of a child who is eligible for a civil citation should occur only in an extraordinary and exceptional situation. Because civil citation is available only to the least culpable children suspected of the most minor offenses, it best serves the public interest for law enforcement to give a civil citation in just about every eligible case.

Should there be an exceptional circumstance where law enforcement believes arrest of a civil citation eligible child is necessary, those exceptional circumstances should be documented, and subject to supervisory review and approval. Collecting this information will provide additional data for the ongoing evaluation of civil citation programs statewide.

**There are more counties and school districts not utilizing civil citation than the previous year.**



## Recommendations (cont.)

**Recommendation 2: For some offenses with younger children, law enforcement should take no action other than allowing school officials and parents handle the behavior.**

It's important to keep in mind that law enforcement discretion can involve officers taking no action – not issuing a civil citation nor making an arrest.


In light of the data presented in this year's study showing arrests can cause more harm to public safety, sometimes the best action to address common youth misbehavior is simply allowing school officials or parents to handle the behavior – and taking no other action against the youth. For some offenses with younger children this should be the norm. Things like disrupting a school event or loitering – based on the circumstances – seem like obvious candidates.

This approach was the case for many who grew up in the 20<sup>th</sup> century and were caught committing common youth misbehaviors – the law enforcement officer had a long discussion with us, but ultimately let us go into the custody of parents without an arrest (to which we today are still thankful).

## Stepping Up: Florida's Top Juvenile Civil Citation Efforts 2016

*Low-performing counties, districts and law enforcement agencies should act quickly to increase utilization rates to show there is no need to remove law enforcement discretion.*

**For some offenses with younger children - like disrupting a school event or loitering - civil citations should be the norm.**



## Stepping Up: Florida's Top Juvenile Civil Citation Efforts 2016

### Recommendations (cont.)

**Recommendation 3: Dramatically increase juvenile civil citation utilization rates in Duval and Hillsborough, and continue the upward trend in Orange.**

Duval, Hillsborough and Orange Counties were underperformers in the state in FY 2014-2015. These three counties accounted for 24 percent of all civil citation-eligible arrests in Florida in FY 2014-2015 – totaling nearly 3,000 arrests for common youth misbehavior.

These three counties represent the single biggest opportunity for the state to dramatically increase utilization rates.

Dismissals may not require the youth to take responsibility, may not provide a consequence, and may not provide resources to prevent reoffending.

*Counties should review their dismissal rates, and if high, explore how to reduce them through better utilization of civil citation.*



**Recommendation 4: Increase statewide utilization rate to 75% by end of calendar year 2017.**

A 75% statewide utilization rate is nearly double that of the rate in FY 2014-2015. Yet, if recommendations 1, 2 and 3 are followed, this is an achievable goal.

**Recommendation 5: ALL counties, school districts and law enforcement agencies should be using civil citations.**

This study shows that in FY 2014-2015 there are more counties and school districts NOT utilizing civil citations than in FY 2013-2014 – a shift in the wrong direction. Regardless, 100% of all counties, school districts and law enforcement agencies should at least be utilizing civil citations in some instances. This study shows all of the benefits of using civil citations, and reveals how the use of arrests decreases public safety. Local civil citation advocates and elected officials should insist those counties, districts and agencies not utilizing civil citations to begin immediately.

## Recommendations (cont.)

**Recommendation 6: Provide programs with data on the impact of recent legislation allowing youth to receive multiple civil citations to make better decisions.**

In an effort to encourage greater use of juvenile civil citations, the Florida Legislature passed better legislation allowing law enforcement to issue civil citations up to three times for the same youth – or “three bites at the apple”. But its impact is still unknown. Initial thinking is that youth who have been issued more than one civil citation may need interventions with a more robust scope of services to prevent further repeat offenses. But with no data on the impact of the new legislation, this recommendation requires further study. Data is needed for programs to make data-driven decisions on how to best address youth issued multiple civil citations to further increase utilization rates.

## Stepping Up: Florida’s Top Juvenile Civil Citation Efforts 2016

The impact of the recent legislation that allows “three bites at the apple” is still unknown.

*Initial thinking is that youth who have been issued more than one civil citation may need interventions with a more robust scope of services to prevent further repeat offenses.*



## Stepping Up: Florida's Top Juvenile Civil Citation Efforts 2016

### Update on 2015 Recommendations

Several recommendations were made in the 2015 Stepping Up Study based on the factual research. The following presents those recommendations along with an update.

**2015 Recommendation 1: Increase juvenile civil citation utilization statewide by a modest 25 percent to achieve significant increases in public safety.**

Update: In the fiscal year since the study, statewide juvenile civil citation utilization increased by only five percent – exponentially less than what was recommended. Impacting this sluggish growth were school districts and counties moving in the wrong direction: more in FY 2014-15 were not using civil citation than the year before. Specifically, there were 16 school districts with zero utilization last year. There are 21 this year. Last year there were 11 counties with a zero utilization, this year there are 13. However, moving slightly in the right direction were law enforcement agencies. Last year 191 law enforcement agencies had zero utilization, this year there are 159.

Juvenile civil citation utilization rates have not increased significantly in FY 2014-2015.

*Counties should take the lead in immediately providing for equal justice within their geography.*



**2015 Recommendation 2: Increase juvenile civil citation utilization rates to better inform legislative discussion regarding law enforcement discretion.**

Update: During the 2014 legislative session there was considerable discussion about removing law enforcement discretion, which meant officers would have no choice whether to issue a civil citation or make an arrest – law enforcement would be required to always issue a civil citation. The 2015 Stepping Up Study recommendation was intended to encourage increased utilization within a voluntary framework by pointing to those areas of the state with more robust civil citation policies.

But utilization rates have not increased significantly in the past year. As a result, it is expected that continued under-utilization will add volume to the voices calling to remove law enforcement discretion statewide. Alternatives do exist and are reflected in the 2016 Recommendations section of this report.



## 2015 Recommendations Update (cont.)

**2015 Recommendation 3: Improve law enforcement training to yield quick, significant juvenile civil citation utilization gains.**


Update: The issue of law enforcement training will be addressed in “Stepping Up: Florida Civil Citation Best Practices” to be released in the fall. Data being collected will reveal if and how law enforcement training for civil citations is increasing.

**Law enforcement training is the single most effective tactic for low-performers to increase utilization.**

**2015 Recommendation 4: Increase juvenile civil citations to reduce reliance on the court system for dismissals of low-level offenses.**

Update: Dismissals increased slightly – from 20% in last year’s study to 21% in this year’s study, growing to 2,489 in FY 2014-2015.


Dismissals are cases where the youth was arrested but not prosecuted nor required to participate in any diversion program. Cases dismissed without action may not require the youth to take responsibility for the alleged offense, may not provide a consequence for youth who have committed the alleged offense, and may not provide resources to those youth to prevent reoffending. Please note, there may be cases where the arrested youth receives services contingent upon the case being dismissed, and these cases are not reported. The process also leaves intact an arrest record for the youth.



## Stepping Up: Florida’s Top Juvenile Civil Citation Efforts 2016

*Increase statewide utilization rates by funding local civil citation efforts.*

## Stepping Up: Florida's Top Juvenile Civil Citation Efforts 2016



*In those rare and exceptional circumstances for using an arrest rather than a civil citation, law enforcement should document, justify and have supervisory approval.*

## 2015 Recommendations Update (cont.)

**2015 Recommendation 5: Explore high disparities in arrests of black youth to identify any school-to-prison pipelines.**

Update: There continue to be counties that are experiencing a high relative rate index (RRI), which is a means of comparing the rates of juvenile justice contact experienced by different groups of youth, according to the Office of Juvenile Justice and Delinquency Prevention (OJJDP). RRI represents a comparison of the arrest rate for white youth with the arrest rate for black youth. The RRI does not necessarily imply racial bias in the arrest process. Many reasons may exist other than racial bias that produced this racial disparity at arrest (e.g., different levels of delinquency behavior by white juveniles and black juveniles). The RRI is limited to pointing out the existence of a disparity. Additional exploration is needed to determine the source of the statistical correlation, according to OJJDP.

This study provides an RRI for the state, as well as for each county in the County Report.

**2015 Recommendation 6: Bring juvenile civil citation work into public view.**

Update: The issue of county civil citation efforts having regular public meetings will be addressed in “Stepping Up: Florida Civil Citation Best Practices” to be released in the Fall. Data being collected will reveal if and how such public meetings are increasing.

**Issuing civil citations should be the presumptive norm for a law enforcement response to common youth misbehavior.**

## 2015 Recommendations Update (cont.)

**2015 Recommendation Seven: Provide for equal justice within counties.**


Update: As this study shows, unequal justice continues and can vary by county, by city, and/or by law enforcement agency.

Law enforcement discretion can involve officers taking no action – not issuing a civil citation nor making an arrest.

**2015 Recommendation Eight: Establish statewide communications among juvenile civil citation programs, practitioners and advocates to promote sharing of successful practices and collaboration.**

Update: There is some good news to report since the 2015 Stepping Up study. In conjunction with the Florida Juvenile Justice Association (FJJA), the Department of Juvenile Justice convened a statewide meeting on civil citation, bringing together practitioners, providers, law enforcement and advocates from 28 organizations to explore innovative services and discuss effective practices. Additionally, the Department of Juvenile Justice has held numerous events around the state and continues to work with stakeholders to encourage and assist in the implementation or improvement of civil citation.

While progress is being made, there remains a need for more formal statewide communications among civil citation programs, practitioners and advocates to promote sharing of successful practices and collaboration.



## Stepping Up: Florida's Top Juvenile Civil Citation Efforts 2016

*For some offenses with younger children law enforcement should take no action other than allowing school officials and parents handle the behavior.*

## Stepping Up: Florida's Top Juvenile Civil Citation Efforts 2016



*Increase juvenile civil citation utilization rates in Duval, Hillsborough and Orange Counties to push statewide utilization rate to more than 50 percent in one year.*

### 2015 Recommendations Update (cont.)

**2015 Recommendation Nine: Provide law enforcement with immediate access to juvenile records.**

Update: The Florida Department of Law Enforcement (FDLE) added a new feature to its Criminal Justice Network (CJNet), which is a secure, private, statewide intranet system managed and maintained by the FDLE to connect Florida criminal justice agencies to various data sources provided by the criminal justice community.

In 2016, a new feature was added to CJNet that expedites a law enforcement officer's ability to issue a juvenile civil citation. This new feature is expected to streamline and increase the issuance of civil citations by allowing law enforcement officers with CJNet access to a real time review of a youth's history and eligibility for civil citation.

**Statewide attention is now focused on the juvenile civil citation performance of Duval, Hillsborough and Orange Counties.**

**2015 Recommendation Ten: The state's juvenile civil citation efforts need funding for continuous improvements in public safety, youth opportunities and taxpayer savings.**

Update: In the 2015 legislative session it appeared the civil citation conversations were focused solely on policy and not related appropriations. The data shows that improved utilization through expanded infrastructure would reap benefits of increasing public safety, improving youth outcomes and saving taxpayer money. The survey of civil citation programs in the 2015 Stepping Up study showed there is infrastructure to be built in some places, effective practices to be added in others, and in many places there is a need to rely on data-driven analysis to inform policy-making.

## National Comparison: State Statutes on Civil Citations (or pre-arrest / pre-petition diversion)

Statutes chart the direction of a state's success with civil citation. Those states with the strongest civil citation statutes will have the highest chances for statewide success, while those with no civil citation statutes may have a small number of good programs but there is little uniform success statewide. State statutes were analyzed and placed into four categories: Strong, moderate, weak, and no statute.

The criteria for this year's study has been refined, with a focus on whether state statutes address four critical issues:




- Is pre-arrest specified? Statutes that identify pre-arrest were scored higher than those that are post-arrest or not identified.
- How many offenses are eligible? Statutes with more eligible offenses were scored higher.
- Is remedy identified and if so what are the specifics? Statutes that listed more remedies were scored higher. (i.e., Does the remedy specify consequences like community service, intervention services like mental health counseling, and restorative justice like victim restitution?)
- Is swift justice addressed via a timeline for program start and completion? Statutes that require youth to start and complete the programs sooner are scored higher. (i.e., swift justice)

### Strong Civil Citation State Statutes

*(in alpha order)*

- Arizona
- Florida
- Nebraska

## Stepping Up: Florida's Top Juvenile Civil Citation Efforts 2016



**National Comparison:  
State Statutes on Civil Citations  
(or pre-arrest / pre-petition diversion)**

**Stepping Up:  
Florida's Top  
Juvenile  
Civil Citation  
Efforts 2016**

**Moderate  
Civil Citation  
State Statutes**

*(in alpha order)*

- Alabama
- Arkansas
- California
- Colorado
- Idaho
- Illinois
- Indiana
- Iowa
- Kentucky
- Maine
- Minnesota
- Montana
- Nevada
- New Jersey
- North Carolina
- Ohio
- Oklahoma
- Rhode Island
- Tennessee
- Washington
- Wisconsin

**Weak  
Civil  
Citation  
State  
Statutes**

*(in alpha order)*

- Alaska
- Connecticut
- Georgia
- Hawaii
- Kansas
- Louisiana
- Maryland
- Michigan
- Missouri
- New Hampshire
- New Mexico
- New York
- North Dakota
- Oregon
- Pennsylvania
- South Dakota
- Texas
- Utah
- Vermont
- Virginia
- West Virginia

**No  
State  
Statutes**

*(in alpha order)*

- Delaware
- Massachusetts
- Mississippi
- South Carolina
- Wyoming

## National Comparison: State Reporting of Civil Citation Data (or pre-arrest / pre-petition diversion)

What gets measured gets done. And there is no measurement without data.

Statewide data is arguably the most important asset for a state to move toward utilizing civil citations / pre-arrest diversion.

State's data reporting was placed into categories: Strong, moderate, weak, none. State reporting of civil citation data was conducted in the same manner as last year, with those states that include the following data reporting higher:

1. Demographics: Age, race, gender
2. Data by state
3. Data by county / region / circuit / district
4. Eligible youth
5. Utilization
6. Disposition
7. Disproportionate minority contact / relative rate index
8. Education for participating youth

To prioritize access to the data, each state was given no more than 30 minutes of online research time to capture the data.

### Strong Civil Citation Reporting

*(in alpha order)*

1. Florida
2. Pennsylvania

## Stepping Up: Florida's Top Juvenile Civil Citation Efforts 2016



**National Comparison:  
State Reporting of Civil Citation Data  
(or pre-arrest / pre-petition diversion)**

**Stepping Up:  
Florida's Top  
Juvenile  
Civil Citation  
Efforts 2016**

**Moderate  
Civil  
Citation  
Reporting**  
*(in alpha order)*

- Arizona
- Iowa
- Maine
- Maryland
- Oregon
- Utah

**Weak  
Civil  
Citation  
Reporting**  
*(in alpha order)*

- Idaho
- Mississippi
- Montana
- New Mexico
- South Carolina
- Virginia
- Washington

**No  
Civil  
Citation  
Reporting**  
*(in alpha order)*

- Alabama
- Alaska
- Arkansas
- California
- Colorado
- Connecticut
- Delaware
- Georgia
- Hawaii
- Illinois
- Indiana
- Kansas
- Kentucky
- Louisiana
- Massachusetts
- Michigan
- Minnesota
- Missouri
- Nebraska
- Nevada
- New Hampshire
- New Jersey
- New York
- North Carolina
- North Dakota
- Ohio
- Oklahoma
- Rhode Island
- South Dakota
- Tennessee
- Texas
- Vermont
- West Virginia
- Wisconsin
- Wyoming



## Stepping Up Badge for Top-Performers

The top-performing counties, school districts and law enforcement agencies can display the Stepping Up Badge on their websites and letterhead, in social media, and other similar communications. This badge indicates the organization is among the top 20% of the state's civil citation efforts.



---

## The Teenage Brain and Common Youth Misbehavior

Youth often make bad decisions. Research shows the maturity of the teenage brain is a major contributor. In recent years the widely disseminated adolescent brain studies tell us that youth do not really appreciate risk and consequences until their twenties.

The adolescent brain is only 80 percent fully mature, with the remaining 20 percent – where the ability to assess risk and danger is situated – is yet to be fully developed. This explains teens' impulsivity and lack of ability to consider the consequences of their actions at the times of decision-making.

---

## The Facts on Juvenile Records Expunction

A common misperception of youth arrests is that they are easily expunged (removed). While working with individual Florida counties to build and grow civil citation programs, the author of this study often heard this comment from many inside and outside the formal juvenile justice system. It is simply not accurate. Even with private outside legal counsel – something many if not most youth arrested cannot afford – juvenile record expunction is more complicated than commonly thought and may not be successful.

The Florida Legislature passed an updated juvenile expunction law in 2016 which lowers the age for record expunction for identified offenses from age 24 to age 21. It is currently being implemented so its effect is not yet fully known. However, without question, based on hard data, avoiding an arrest record is far better for future youth outcomes than relying on the expunction process.

---

Civil citation utilization is the percent eligible issued a civil citation. SOURCES: Florida Department of Juvenile Justice Civil Citation Dashboard June 2014 – July 2015.

## Division 1 [bold = top 20%]

Rank	County	CC UTIL %
1	<b>Dade</b>	<b>91.16%</b>
2	<b>Pinellas</b>	<b>81.74%</b>
3	<b>Broward</b>	<b>67.78%</b>
4	<b>Bay</b>	<b>65.68%</b>
5	<b>Leon</b>	<b>62.32%</b>
6	<b>Seminole</b>	<b>62.30%</b>
7	<b>Marion</b>	<b>59.42%</b>
8	Palm Beach	58.51%
9	Hernando	52.89%
10	Pasco	52.85%
11	Alachua	50.73%
12	Collier	47.02%
13	Indian River	46.76%
14	Escambia	45.61%
15	St Johns	43.30%
16	Lee	38.81%
17	Volusia	38.67%
18	Martin	37.09%
19	Flagler	34.65%
20	Duval	32.38%
21	Hillsborough	31.80%
22	Manatee	29.75%
23	Lake	29.51%
24	Santa Rosa	28.86%
25	Brevard	21.88%
26	Charlotte	21.86%
27	Osceola	21.24%
28	Highlands	17.12%
29	Orange	16.96%
30	St Lucie	13.82%
31	Clay	11.90%
32	Okaloosa	4.21%
33	Polk	0.00%
33	Sarasota	0.00%
33	Walton	0.00%

## Division 2 [bold = top 20%]

Rank	County	CC UTIL %
1	<b>Monroe</b>	<b>80.28%</b>
2	<b>Baker</b>	<b>60.53%</b>
3	<b>Nassau</b>	<b>44.30%</b>
4	Jackson	39.39%
5	Citrus	23.94%
6	Columbia	22.99%
7	Putnam	21.88%
8	Suwannee	17.86%
9	Hendry	16.84%
10	Desoto	14.89%
11	Sumter	8.47%
12	Okeechobee	6.98%
13	Gadsden	3.23%
14	Levy	3.13%
15	Hardee	0.00%

## Division 3 [bold = top 20%]

Rank	County	CC UTIL %
1	<b>Union</b>	<b>76.92%</b>
2	<b>Wakulla</b>	<b>60.71%</b>
3	<b>Lafayette</b>	<b>50.00%</b>
4	Jefferson	22.22%
5	Franklin	20.00%
6	Gilchrist	17.65%
7	Glades	16.67%
8	Hamilton	8.33%
9	Bradford	0.00%
9	Calhoun	0.00%
9	Dixie	0.00%
9	Gulf	0.00%
9	Holmes	0.00%
9	Liberty	0.00%
9	Madison	0.00%
9	Taylor	0.00%
9	Washington	0.00%

Civil citation utilization is the percent eligible issued a civil citation. SOURCES: Florida Department of Juvenile Justice Civil Citation Dashboard June 2014 – July 2015.

## Division 1 [bold = top 20%]

Rank	County	% UTIL
<b>1</b>	<b>Dade</b>	<b>91.95%</b>
<b>2</b>	<b>Palm Beach</b>	<b>84.15%</b>
<b>3</b>	<b>Pinellas</b>	<b>83.62%</b>
<b>4</b>	<b>Lee</b>	<b>81.74%</b>
5	Hernando	77.59%
6	Pasco	76.76%
7	Marion	75.50%
8	Collier	74.87%
9	Broward	73.76%
10	Escambia	72.83%
11	Volusia	69.87%
12	Leon	66.39%
13	Lake	64.23%
14	Duval	58.33%
15	Brevard	57.27%
16	Seminole	55.56%
17	Osceola	30.23%
18	Hillsborough	28.11%
19	Orange	27.85%
20	St. Lucie	26.21%
21	Manatee	24.03%
22	Polk	0.00%

## Division 2 [bold = top 20%]

Rank	County	% UTIL
<b>1</b>	<b>Monroe</b>	<b>97.22%</b>
<b>2</b>	<b>Nassau</b>	<b>76.74%</b>
<b>3</b>	<b>Bay</b>	<b>68.29%</b>
4	St. Johns	68.25%
5	Santa Rosa	63.64%
6	Indian River	60.00%
7	Martin	57.69%
8	Charlotte	54.05%
9	Clay	50.91%
10	Flagler	48.84%
11	Alachua	46.91%
12	Putnam	42.55%
13	Highlands	39.13%
14	Suwannee	28.57%
15	Hendry	27.59%
16	Sumter	14.71%
17	Sarasota	0.00%

## Division 3 [bold = top 20%]

Rank	County	% UTIL
<b>1</b>	<b>Lafayette</b>	<b>100.00%</b>
<b>1</b>	<b>Union</b>	<b>100.00%</b>
<b>3</b>	<b>Baker</b>	<b>92.31%</b>
<b>4</b>	<b>Wakulla</b>	<b>91.67%</b>
<b>5</b>	<b>Okaloosa</b>	<b>61.90%</b>
<b>6</b>	<b>Citrus</b>	<b>50.00%</b>
<b>7</b>	<b>Jefferson</b>	<b>40.00%</b>
<b>8</b>	<b>Columbia</b>	<b>31.58%</b>
9	Okeechobee	21.43%
10	Franklin	0.00%
10	Gulf	0.00%
10	Taylor	0.00%
10	Calhoun	0.00%
10	Glades	0.00%
10	Holmes	0.00%
10	Bradford	0.00%
10	Dixie	0.00%
10	Liberty	0.00%
10	Washington	0.00%
10	Gilchrist	0.00%
10	Levy	0.00%
10	Madison	0.00%
10	Gadsden	0.00%
10	Jackson	0.00%
10	Walton	0.00%
10	Hamilton	0.00%
10	Desoto	0.00%
10	Hardee	0.00%

# Florida Law Enforcement Agency Rankings

Civil citation utilization is the percent eligible issued a civil citation. SOURCES: Florida Department of Juvenile Justice Civil Citation Dashboard June 2014 – July 2015.

## Division 1 [bold = top 20%]

Rank	County	Agency	CC UTIL %
<b>1</b>	<b>Dade</b>	<b>Miami-Dade Police</b>	<b>98.87%</b>
<b>2</b>	<b>Dade</b>	<b>Homestead Police</b>	<b>95.49%</b>
<b>3</b>	<b>Pinellas</b>	<b>Pinellas Park Police</b>	<b>92.70%</b>
<b>4</b>	<b>Dade</b>	<b>Dade Co. Public Schools Police</b>	<b>91.04%</b>
<b>5</b>	<b>Pinellas</b>	<b>St. Petersburg Police</b>	<b>89.77%</b>
<b>6</b>	<b>Dade</b>	<b>Miami Police</b>	<b>89.03%</b>
<b>7</b>	<b>Broward</b>	<b>Pembroke Pines Police</b>	<b>87.98%</b>
<b>8</b>	<b>Seminole</b>	<b>Altamonte Springs Police</b>	<b>86.36%</b>
<b>9</b>	<b>Palm Beach</b>	<b>Palm Beach County School Police</b>	<b>85.25%</b>
<b>10</b>	<b>Dade</b>	<b>MetroDade Police</b>	<b>81.67%</b>
<b>11</b>	<b>Broward</b>	<b>Broward County Sheriff</b>	<b>81.42%</b>
<b>12</b>	<b>Pinellas</b>	<b>Pinellas County Sheriff</b>	<b>75.12%</b>
13	Broward	Coral Springs Police	73.76%
14	Broward	Sunrise Police	73.15%
15	Escambia	Pensacola Police	71.20%
16	Bay	Panama City Beach Police	70.69%
17	Leon	Tallahassee Police	69.49%
18	Bay	Bay County Sheriff	67.68%
19	Duval	Duval Co. School Police	67.13%
20	Broward	Miramar Police	65.91%
21	Seminole	Seminole County Sheriff	65.52%
22	Alachua	Gainesville Police	63.93%
23	Marion	Marion County Sheriff	63.27%
24	Pinellas	Clearwater Police	62.76%
25	Lee	Fort Myers Police	62.50%
26	Leon	Leon County Sheriff	58.16%
27	Marion	Ocala Police	57.78%
28	Broward	Plantation Police	57.39%
29	Palm Beach	Palm Beach County Sheriff	56.22%
30	Volusia	Volusia County Sheriff	56.05%
31	Pasco	Pasco County Sheriff	56.03%
32	Seminole	Sanford Police	54.47%
33	Hernando	Hernando County Sheriff	54.34%
34	Collier	Collier County Sheriff	51.52%
35	Indian River	Indian River County Sheriff	50.00%
36	Lake	Lake County Sheriff	49.38%
37	St. Johns	St. Johns County Sheriff	45.16%
38	Lee	Lee County Sheriff	43.98%
39	Escambia	Escambia County Sheriff	40.63%
40	Alachua	Alachua County Sheriff	40.00%
41	Osceola	Osceola County Sheriff	33.13%
42	Manatee	Manatee County Sheriff	32.03%
43	Hillsborough	Hillsborough County Sheriff	31.04%
44	Martin	Martin County Sheriff	30.33%
45	Hillsborough	Tampa Police	29.61%
46	Santa Rosa	Santa Rosa County Sheriff	27.48%
47	St. Lucie	St. Lucie County Sheriff	26.58%
48	Orange	Orange County Sheriff	23.48%
49	Duval	Jacksonville Sheriff	22.90%
50	Brevard	Brevard County Sheriff	22.86%
51	Charlotte	Charlotte County Sheriff	22.37%
52	Brevard	Melbourne Police	18.64%
53	Lee	Cape Coral Police	16.57%
54	Brevard	Palm Bay Police	15.24%
55	Clay	Clay County Sheriff	12.85%
56	Okaloosa	Okaloosa County Sheriff	4.85%
57	Osceola	Kissimmee Police	4.73%
58	Orange	Orlando Police	3.59%
59	Polk	Polk County Sheriff	0.00%
59	Walton	Walton County Sheriff	0.00%
59	Polk	Lakeland Police	0.00%
59	St. Lucie	Port St. Lucie Police	0.00%

# Florida Law Enforcement Agency

## Rankings

Civil citation utilization is the percent eligible issued a civil citation. SOURCES: Florida Department of Juvenile Justice Civil Citation Dashboard June 2014 – July 2015.

### Division 2 [bold = top 20%]

Rank	County	Agency	CC UTIL %
1	Dade	Sweetwater Police	100.00%
2	Dade	Aventura Police	97.85%
3	Dade	Hialeah Police	96.92%
4	Dade	Doral Police	96.43%
5	Dade	North Miami Police	96.23%
6	Dade	Hialeah Gardens Police	93.02%
7	Dade	North Miami Beach Police	91.18%
8	Pinellas	Largo Police	89.04%
9	Palm Beach	Palm Beach Police	85.29%
10	Broward	Coconut Creek Police	83.95%
11	Monroe	Monroe County Sheriff	78.38%
12	Dade	Miami Gardens Police	74.00%
13	Palm Beach	Jupiter Police	71.05%
14	Hillsborough	Plant City Police	65.08%
15	Broward	Davie Police	63.46%
16	Palm Beach	Palm Beach Gardens Police	62.50%
17	Broward	Lauderhill Police	62.32%
18	Seminole	Winter Springs Police	62.00%
19	Baker	Baker County Sheriff	59.46%
20	Duval	Jacksonville Beach Police	56.25%
21	Nassau	Nassau County Sheriff	48.53%
22	Bay	Panama City Police	45.45%
23	Orange	Ocoee Police	41.05%
24	Volusia	Daytona Beach Police	39.51%
25	Manatee	Bradenton Police	37.50%
26	Flagler	Flagler County Sheriff	36.84%
27	Seminole	Oviedo Police	36.36%
28	Citrus	Citrus County Sheriff	29.82%
29	Columbia	Lake City Police	29.73%
30	Palm Beach	Greenacres Dept. of Public Safety	29.51%
31	Brevard	West Melbourne Police	28.95%
32	Pasco	Zephyrhills Police	28.57%
33	Putnam	Putnam County Sheriff	25.93%
34	Hendry	Hendry County Sheriff	22.54%
35	Highlands	Highlands County Sheriff	21.35%
36	Manatee	Palmetto Police	17.33%
37	Suwannee	Suwannee County Sheriff	17.02%
38	Volusia	Ormond Beach Police	15.63%
39	Brevard	Titusville Police	15.22%
40	DeSoto	DeSoto County Sheriff	12.50%
41	Palm Beach	Boynton Beach Police	11.36%
42	Volusia	Orange City Police	10.53%
43	Sumter	Sumter County Sheriff	9.43%
44	Okeechobee	Okeechobee County Sheriff	8.33%
45	Broward	Hollywood Police	6.98%
46	Orange	Winter Garden Police	6.35%
47	Palm Beach	Boca Raton Police	5.88%
47	Volusia	Port Orange Police	5.88%
49	Broward	Ft. Lauderdale Police	0.00%
49	Lake	Clermont Police	0.00%
49	Lake	Leesburg Police	0.00%
49	Orange	Apopka Police	0.00%
49	Osceola	St. Cloud Police	0.00%
49	Sarasota	Sarasota County Sheriff	0.00%
49	Polk	Winter Haven Police	0.00%
49	Polk	Bartow Police	0.00%
49	Sarasota	North Port Police	0.00%
49	Polk	Haines City Police	0.00%
49	St. Lucie	Fort Pierce Police	0.00%

# Florida Law Enforcement Agency

## Rankings

Civil citation utilization is the percent eligible issued a civil citation. SOURCES: Florida Department of Juvenile Justice Civil Citation Dashboard June 2014 – July 2015.

### Division 3 [bold = top 20%]

Rank	County	Agency	CC UTIL %
1	Dade	Florida City Police	100.00%
1	Pinellas	Kenneth City Police	100.00%
1	Jackson	Florida Highway Patrol - Troop A	100.00%
1	Dade	Coral Gables Police	100.00%
1	Leon	Florida Game & Fresh Water Fish	100.00%
1	Dade	Miami Shores Police	100.00%
1	Santa Rosa	Gulf Breeze Police	100.00%
1	Palm Beach	Juno Beach Police	100.00%
1	Monroe	State Attorney's Office	100.00%
1	Dade	Pinecrest Police	100.00%
1	Pasco	Pasco County Clerk of Circuit Court	100.00%
1	Pinellas	Treasure Island Police	100.00%
1	Seminole	Seminole JAC	100.00%
1	Brevard	Brevard Community College	100.00%
1	Dade	North Bay Village Police	100.00%
1	Dade	Sunny Isles Police	100.00%
1	Franklin	Apalachicola Police	100.00%
1	Palm Beach	Atlantis Police	100.00%
1	Palm Beach	Manalapan Public Safety Department	100.00%
1	Suwannee	State Attorney's Office	100.00%
1	Baker	Baker County Clerk of Circuit Court	100.00%
1	Bay	Department of Agriculture & Consumer Services	100.00%
1	Brevard	Marine Patrol - Titusville	100.00%
1	Brevard	Melbourne Beach Police	100.00%
1	Dade	El Portal Police	100.00%
1	Dade	Florida International University	100.00%
1	Dade	Golden Beach Police	100.00%
1	Dade	Key Biscayne Police	100.00%
1	Dade	Miami-Dade Police - Hammocks	100.00%
1	Dade	Miami-Dade Police - Northside	100.00%
1	Dade	Miami-Dade Police - Palmetto Bay	100.00%
1	Duval	DJJ Youth Custody Officer	100.00%
1	Escambia	Escambia Co. Clerk of Court	100.00%
1	Lake	Public Defender's Office	100.00%
1	Orange	Windermere Police	100.00%
1	Palm Beach	15th Circuit - Juvenile Justice	100.00%
1	Pinellas	Juvenile Services Program	100.00%
1	Seminole	Seminole Community College	100.00%
1	Volusia	7th Circuit - Juvenile Justice	100.00%
40	Dade	Opa Locka Police	94.74%
41	Dade	South Miami Police	92.31%
42	Pinellas	Gulfport Police	89.47%
43	Leon	DBPR	88.89%
44	Pinellas	Tarpon Springs Police	88.46%
45	Bay	DBPR	88.00%
46	Pinellas	Pinellas County School Police	87.50%
47	Pasco	Port Richey Police	86.67%
48	Indian River	Vero Beach Police	85.71%
49	Monroe	Key West Police	82.76%
50	Duval	Neptune Beach Police	80.00%
51	Lake	Lady Lake Police	76.92%
51	Union	Union County Sheriff	76.92%
53	Bay	Parker Police	75.00%
53	Duval	Duval Co. Clerk of Court	75.00%
53	Pinellas	Indian Shores Police	75.00%

# Florida Law Enforcement Agency

## Rankings

36

Civil citation utilization is the percent eligible issued a civil citation. SOURCES: Florida Department of Juvenile Justice Civil Citation Dashboard June 2014 – July 2015.

56	Bay	Lynn Haven Police	73.33%
57	Seminole	Lake Mary Police	71.43%
58	Duval	DBPR	70.00%
59	Volusia	Daytona Beach Shores Public Safety	66.67%
59	Broward	Lighthouse Point Police	66.67%
59	Hamilton	White Springs Police	66.67%
59	Palm Beach	Florida Atlantic University	66.67%
59	Pinellas	Belleair Police	66.67%
59	Palm Beach	Palm Springs Public Safety	66.67%
65	Martin	Stuart Police	65.52%
66	Bay	Springfield Police	64.71%
67	Palm Beach	North Palm Beach Public Safety	63.64%
68	Palm Beach	DBPR	61.54%
69	Wakulla	Wakulla County Sheriff	60.71%
70	Palm Beach	Palm Springs Police	58.33%
71	Brevard	Satellite Beach Police	57.14%
72	Brevard	Cocoa Beach Police	56.52%
73	Seminole	Longwood Police	55.56%
74	Seminole	Casselberry Police	53.33%
75	Jefferson	Jefferson County Sheriff	50.00%
75	Lake	State Attorney's Office	50.00%
75	Bay	Bay District Schools Police	50.00%
75	Columbia	FWCC	50.00%
75	Dade	Florida Fish and Wildlife	50.00%
75	Lafayette	Lafayette County	50.00%
75	Marion	Bellevue Police	50.00%
75	Orange	UCF	50.00%
75	Palm Beach	Tequesta Police	50.00%
75	Pasco	Florida Highway Patrol - Troop C	50.00%
75	Brevard	Indian Harbor Beach Police	50.00%
86	Palm Beach	Lantana Police	45.45%
86	Seminole	Sanford Airport Police	45.45%
88	Leon	FSU	43.75%
89	Duval	Atlantic Beach Police	42.86%
89	Palm Beach	Florida Fish and Wildlife	42.86%
91	Dade	Miami Beach Police	41.38%
92	Palm Beach	Riviera Beach Police	40.74%
93	Alachua	Alachua Police	35.71%
94	Palm Beach	Delray Beach Police	35.29%
95	Dade	Bay Harbor Island Police	33.33%
95	Hillsborough	Temple Terrace Police	33.33%
97	Brevard	Rockledge Police	29.17%
98	Palm Beach	West Palm Beach Police	29.17%
99	DeSoto	Arcadia Police	28.57%
100	Broward	Hallandale Police	27.78%
101	Columbia	Columbia County Sheriff	27.59%
102	Bay	Bureau Fish and Wildlife	27.27%
103	Lake	Mount Dora Police	25.93%
104	Gadsden	Gretna Police	25.00%
104	Pasco	New Port Richey Police	25.00%
106	Indian River	Sebastian Police	23.08%
107	Alachua	Florida Fish and Wildlife	20.00%
107	Nassau	Fernandina Beach Police	20.00%
109	Charlotte	Punta Gorda Police	18.52%
110	Gilchrist	Gilchrist County Sheriff	17.65%
111	Glades	Glades County Sheriff	16.67%
112	Lake	Eustis Police	15.00%
113	Volusia	Edgewater Police	11.11%
113	Pasco	Dade City Police	11.11%
115	Brevard	Cocoa Police	7.14%
116	Levy	Levy County Sheriff	6.67%
117	Broward	Margate Police	5.00%
118	Volusia	Deland Police	4.76%
119	Volusia	New Smyrna Beach	4.35%
120	Collier	Naples Dept. of Police & Emergency Services	3.33%

# Florida Law Enforcement Agency Rankings

Civil citation utilization is the percent eligible issued a civil citation. SOURCES: Florida Department of Juvenile Justice Civil Citation Dashboard June 2014 – July 2015.

121	Alachua	DBPR	0.00%
121	Alachua	High Springs Police	0.00%
121	Alachua	University of Florida	0.00%
121	Alachua	Waldo Police	0.00%
121	Bradford	Bradford County Sheriff	0.00%
121	Bradford	Starke Police	0.00%
121	Brevard	Fish and Wildlife	0.00%
121	Brevard	Florida Highway Patrol - Troop D	0.00%
121	Brevard	Indialantic Police	0.00%
121	Broward	DBPR	0.00%
121	Broward	Florida Fish and Wildlife	0.00%
121	Broward	Florida Highway Patrol - Troop L	0.00%
121	Broward	Seminole Department of Law Enforcement	0.00%
121	Broward	Wilton Manors Police	0.00%
121	Calhoun	Calhoun County Sheriff	0.00%
121	Charlotte	State Attorney's Office	0.00%
121	Citrus	Florida Fish and Wildlife	0.00%
121	Citrus	State Attorney's Office	0.00%
121	Clay	State Attorney's Office	0.00%
121	Collier	Florida Fish and Wildlife	0.00%
121	Collier	Marco Island Police	0.00%
121	Collier	State Attorney's Office	0.00%
121	Columbia	Florida Fish and Wildlife	0.00%
121	Columbia	Florida Highway Patrol - Troop B	0.00%
121	Dade	Florida Highway Patrol - Troop E	0.00%
121	Dade	Miccosukke Police	0.00%
121	Dade	West Miami Police	0.00%
121	Dixie	Cross City Police	0.00%
121	Dixie	Dixie County Sheriff	0.00%
121	Duval	Florida Fish and Wildlife	0.00%
121	Duval	Florida Highway Patrol - Troop G	0.00%
121	Duval	State Attorney's Office	0.00%
121	Escambia	First Circuit - Juvenile Justice	0.00%
121	Escambia	Florida Highway Patrol - Troop A	0.00%
121	Escambia	FWC -Bureau of Marine Enforcement	0.00%
121	Flagler	Bunnell Police	0.00%
121	Flagler	Flagler Beach Police	0.00%
121	Franklin	Franklin County Sheriff	0.00%
121	Franklin	FWC - Franklin County	0.00%
121	Gadsden	Chattahoochee Police	0.00%
121	Gadsden	Florida Highway Patrol - Troop H	0.00%
121	Gadsden	Gadsden County Sheriff	0.00%
121	Gadsden	Havana Police	0.00%
121	Gadsden	Quincy Police	0.00%
121	Gulf	Gulf County Sheriff	0.00%
121	Gulf	Port St. Joe Police	0.00%
121	Hamilton	Hamilton County Sheriff	0.00%
121	Hamilton	Jasper Police	0.00%
121	Hardee	Hardee County Sheriff	0.00%
121	Hardee	Wauchula Police	0.00%
121	Hendry	Clewiston Police	0.00%
121	Hernando	Brooksville Police	0.00%
121	Highlands	Lake Placid Police	0.00%
121	Highlands	Sebring Police	0.00%



# Florida Law Enforcement Agency

## Rankings

Civil citation utilization is the percent eligible issued a civil citation. SOURCES: Florida Department of Juvenile Justice Civil Citation Dashboard June 2014 – July 2015.

121	Hillsborough	DBPR	0.00%
121	Hillsborough	Florida Highway Patrol - Troop C	0.00%
121	Hillsborough	Florida Highway Patrol - Troop K	0.00%
121	Hillsborough	Hillsborough Co. Fire Rescue	0.00%
121	Hillsborough	Seminole Indian Police	0.00%
121	Hillsborough	Tampa International Airport Police	0.00%
121	Hillsborough	University of South Florida	0.00%
121	Holmes	Bonifay Police	0.00%
121	Holmes	Holmes County Sheriff	0.00%
121	Indian River	Fellsmere Police	0.00%
121	Jackson	Jackson County Sheriff	0.00%
121	Jackson	Marianna Police	0.00%
121	Jefferson	Monticello Police	0.00%
121	Lake	Florida Highway Patrol - Troop D	0.00%
121	Lake	Fruitland Park Police	0.00%
121	Lake	Groveland Police	0.00%
121	Lake	Tavares Police	0.00%
121	Lake	Umatilla Police	0.00%
121	Lee	Florida Fish and Wildlife	0.00%
121	Lee	Florida Highway Patrol - Troop F	0.00%
121	Lee	Lee Co. Clerk of Circuit Court	0.00%
121	Lee	Sanibel Police	0.00%
121	Lee	State Attorney's Office	0.00%
121	Lee	20th Circuit - Juvenile Justice	0.00%
121	Leon	Florida Agricultural and Mechanical University	0.00%
121	Leon	Florida Highway Patrol - General HQ	0.00%
121	Leon	Florida Highway Patrol - Troop H	0.00%
121	Levy	Cedar Key Police	0.00%
121	Levy	Chiefland Police	0.00%
121	Levy	Williston Police	0.00%
121	Liberty	Liberty County Sheriff	0.00%
121	Madison	Madison County Sheriff	0.00%
121	Madison	Madison Police	0.00%
121	Manatee	Holmes Beach Police	0.00%
121	Manatee	Longboat Key Police	0.00%
121	Marion	Bureau Fish and Wildlife	0.00%
121	Marion	Dunnellon Police	0.00%
121	Marion	Florida Fish and Wildlife	0.00%
121	Marion	Florida Highway Patrol - Troop G	0.00%
121	Monroe	Florida Fish and Wildlife	0.00%
121	Nassau	State Attorney's Office	0.00%
121	Okaloosa	Crestview Police	0.00%
121	Okaloosa	Florida Highway Patrol - Troop A	0.00%
121	Okaloosa	Fort Walton Beach Police	0.00%
121	Okaloosa	Niceville Police	0.00%
121	Okaloosa	Valparaiso Police	0.00%
121	Okeechobee	Okeechobee Police	0.00%
121	Orange	Agricultural and Consumer Services	0.00%
121	Orange	DBPR	0.00%
121	Orange	Eatonville Police	0.00%
121	Orange	Florida Highway Patrol - Troop D	0.00%
121	Orange	Maitland Police	0.00%
121	Orange	9th Circuit - Juvenile Justice	0.00%
121	Orange	Oakland Police	0.00%
121	Orange	Winter Park Police	0.00%
121	Osceola	Florida Highway Patrol - Troop D	0.00%
121	Osceola	Osceola County Corrections	0.00%
121	Palm Beach	Ocean Ridge Public Safety	0.00%
121	Pinellas	St. Petersburg College	0.00%
121	Polk	Auburndale Police	0.00%
121	Santa Rosa	Santa Rosa Co. Clerk of Circuit Court	0.00%
121	Sarasota	Venice Police	0.00%
121	St. Lucie	Florida Highway Patrol - Troop K	0.00%
121	St. Lucie	Florida Highway Patrol - Troop L	0.00%

# Florida Law Enforcement Agency Rankings

Civil citation utilization is the percent eligible issued a civil citation. SOURCES: Florida Department of Juvenile Justice Civil Citation Dashboard June 2014 – July 2015.

121	Polk	Lake Hamilton Police	0.00%
121	Putnam	Interlachen Police	0.00%
121	Seminole	State Attorney's Office	0.00%
121	St. Johns	St. Augustine Beach Police	0.00%
121	Sumter	Center Hill Police	0.00%
121	Volusia	Florida Highway Patrol - Troop D	0.00%
121	Volusia	State Attorney's Office	0.00%
121	Polk	Florida Highway Patrol - Troop C	0.00%
121	Volusia	Ponce Inlet Police	0.00%
121	Volusia	Volusia County Beach Services	0.00%
121	Sumter	Wildwood Police	0.00%
121	Polk	Davenport Police	0.00%
121	Walton	DeFuniak Springs Police	0.00%
121	Washington	Chipley Police	0.00%
121	St. Johns	St. Augustine Police	0.00%
121	Suwannee	Live Oak Police	0.00%
121	Taylor	Taylor County Sheriff	0.00%
121	Polk	Lake Alfred Police	0.00%
121	Volusia	South Daytona Police	0.00%
121	Santa Rosa	Milton Police	0.00%
121	Volusia	Holly Hill Police	0.00%
121	Putnam	Palatka Police	0.00%
121	Taylor	Perry Police	0.00%
121	Washington	Washington County Sheriff	0.00%
121	Polk	Lake Wales Police	0.00%
121	Sarasota	Sarasota Police	0.00%

The 2015 Stepping Up study revealed juvenile civil citations generate three key benefits: Increasing public safety, improving youth outcomes, and saving lots of taxpayer money. The following represents last year's relevant narrative and key benefits.

## Separating Common Youth Misbehavior from Serious Offenses

Common youth misbehaviors in the 21<sup>st</sup> Century result in dramatically different consequences. Back in your days at school, getting into a fight where no one was injured or vandalizing a bathroom wall previously brought consequences like a trip to the principal's office, apologies, shaking hands, or scrubbing the bathroom wall. In the community, stealing a key chain from a surf shop or underage beer drinking resulted in calls to parents, who would bring their own consequences of punishment and prevention from repeating those behaviors.

Today, such common youth misbehavior can result in being arrested – handcuffs, riding in the backseat of a police car, fingerprints, being detained until making bail, and most harmful having a criminal misdemeanor record that will impact employment, housing, loans and postsecondary education for the rest of one's life. For instance, try leasing a college apartment with a petit theft misdemeanor (stealing the key chain); or getting a part-time job to help pay for college with an assault and battery misdemeanor (fight without injury); or joining the military to serve your country with a misdemeanor drug charge (caught with a marijuana joint).

Florida leads the nation with the solution that separates common youth misbehavior from more serious offenses - it's called a civil citation and it provides an alternative to arrest.

## Civil Citations Increase Public Safety, Improve Youth Opportunities and Save Taxpayer Money

Civil citations offer an alternative to arrest for youth under the age of 18 for the following common youth misbehavior:

- + Affray
- + Criminal mischief
- + Disrupting school function
- + Possession of marijuana
- + Disorderly conduct
- + Loitering
- + Battery
- + Petit theft
- + Possession of alcohol
- + Trespassing
- + Vandalism
- + Prowling

To receive a civil citation, youth must take responsibility for their actions, and complete the civil citation program that can involve:

- Community service (up to 50 hours)
- Mental health assessment to determine if youth are "first-time, one-time offenders" or are likely to reoffend
- Mandatory counseling for those deemed likely to reoffend, such as anger management for a teenage boy in a fight
- Letters of apology to the victim
- Letters of apology to law enforcement officers outlining their consequences had the officer chose to arrest

Research clearly shows civil citations increase public safety, improve youth opportunities and save taxpayer money. For public safety, the recidivism rate for civil citations is 5%, while it is 9% for other diversion programs.

With civil citations, valuable and limited “law & order” resources can be used to prevent and handle serious misdemeanors and all felonies, instead of being squandered on arrests for common youth misbehavior. In many Florida counties this amounts to hundreds of thousands, if not millions, of dollars of increased law & order resources to address serious crimes and criminals. What taxpayer doesn’t want law & order resources shifted from arresting a 14-year-old girl stealing a blouse from the mall to preventing violent criminals committing armed robbery?

Civil citations improve youth opportunities by not fettering youth with a lifelong arrest record, which may be required to be disclosed on applications for employment, school, loans, military, housing and other aspects of life that shape quality of life and determine individual success. Additionally, resources like mental health counseling provided for youth deemed at risk to reoffend increase the likelihood of future individual success.

Civil citations save taxpayer money because it is significantly more expensive to arrest a youth for common youth misbehavior than to issue a civil citation. Cost savings estimates range from \$1,467 to \$4,614 per civil citation. The cost savings are seamlessly reinvested into preventing and handling serious crimes and criminals.

A 2011 study by Florida TaxWatch Center for Smart Justice – *“Expansion of Civil Citation Programs Statewide Would Save Taxpayers Tens of Millions of Dollars and Improve Public Safety”* - showed a range of taxpayer savings of \$44 million to \$109 million annually. A 2012 study by the same organization – *“Modern Management and Sensible Savings”* - found diversion programs like civil citations can reduce the prison population by 10 percent and save taxpayers up to \$139 million each year.

Another cost savings study in 2010 by Associated Industries of Florida – *“Getting Smart on Juvenile Crime in Florida: Taking It to the Next Level”* - places the cost of processing youth through the criminal justice system at \$5,000 and the cost of issuing one civil citation \$386. This is the current cost savings analysis utilized by the Florida Department of Juvenile Justice.